

ORDINANCE NO. 4720

AN ORDINANCE OF THE CITY OF MESQUITE, TEXAS, RATIFYING THE PROPERTY TAX REVENUE INCREASE REFLECTED IN THE 2019-20 FISCAL YEAR BUDGET FOR SAID PERIOD; PROVIDING A REPEALER CLAUSE; PROVIDING A SEVERABILITY CLAUSE; AND DECLARING AN EFFECTIVE DATE.

WHEREAS, Section 102.007 of the Texas Local Government Code provides in part that the adoption of a budget that will require raising more revenue from property taxes than in the previous year requires a separate vote of the governing body to ratify the property tax increase reflected in the budget; and

WHEREAS, Section 102.007 of the Texas Local Government Code requires that this ratification be in addition to and separate from the vote to adopt the budget or a vote to set the tax rate required by Chapter 26, Texas Tax Code, or other law; and

WHEREAS, the budget of the City of Mesquite, Texas (the "City"), for the fiscal year beginning October 1, 2019, and ending September 30, 2020, a true and correct copy of which is attached hereto as Exhibit "A" and made a part hereof for all purposes (the "2019-20 Fiscal Year Budget"), as adopted, requires raising more revenue from property taxes than in the previous year, and the City Council desires by adoption of this ordinance to ratify the property tax increase reflected in the 2019-20 Fiscal Year Budget.

NOW, THEREFORE, BE IT ORDAINED BY THE CITY COUNCIL OF THE CITY OF MESQUITE, TEXAS:

SECTION 1. That the City Council, as the governing body of the City of Mesquite, Texas, having adopted the 2019-20 Fiscal Year Budget that will require raising more revenue from property taxes than in the previous year, hereby ratifies the property tax increase reflected in the 2019-20 Fiscal Year Budget.


SECTION 2. That the City Manager, or the City Manager's designee, shall complete and attach to the 2019-20 Fiscal Year Budget attached as Exhibit "A" to this ordinance a cover page containing all of the information required by Texas Local Government Code §102.007(d).

SECTION 3. That all ordinances or portions thereof in conflict with the provisions of this ordinance, to the extent of such conflict, are hereby repealed. To the extent that such ordinances or portions thereof are not in conflict herewith, the same shall remain in full force and effect.

SECTION 4. That should any word, sentence, clause, paragraph or provision of this ordinance be held to be invalid or unconstitutional, the validity of the remaining provisions of this ordinance shall not be affected and shall remain in full force and effect.

SECTION 5. This ordinance shall take effect immediately from and after its passage.


DULY PASSED AND APPROVED by the City Council of the City of Mesquite, Texas,  
on the 16th day of September 2019.



---

Stan Pickett  
Mayor


ATTEST:



---

Sonja Land  
City Secretary

APPROVED AS TO LEGAL FORM:



---

David L. Paschall  
City Attorney

# City of Mesquite, Texas

## Fiscal Year 2019 – 2020 Annual Budget

**This budget will raise more revenue from property taxes than last year’s budget by an amount of \$4,232,870, which is a 7.72 percent increase from last year’s budget. The property tax revenue to be raised from new property added to the tax roll this year is \$962,495.**

### Record Vote of the Governing Body

Mayor Stan Pickett	*
Mayor Pro Tem Tandy Boroughs	*
Deputy Mayor Pro Tem Robert Miklos	*
Councilmember Dan Aleman	*
Councilmember Bruce Archer	*
Councilmember Jeff Casper	*
Councilmember Greg Noschese	*

### Municipal Property Tax Rates Per \$100 Valuation

	Fiscal Year <u>2019</u>	Fiscal Year <u>2020</u>
Property Tax Rate	.73400	*
Effective Tax Rate	.64134	.69483
Effective Maintenance and Operations Tax Rate	.56516	*
Rollback Tax Rate	.70565	.73478
Debt Rate	.24608	*

**Total Municipal Debt Obligation                      \$181,125,000**


*The above is required by Section 102.007, Local Government Code, as amended by Senate Bill 656 of the 83rd Texas Legislature, effective September 1, 2013.*

*\*After adoption, the required information will be shown on this cover sheet.*

*The information below is in accordance with Section 140.0045 of the Local Government Code as amended by HB 1495 of the 86<sup>th</sup> Texas Legislature.*

Itemization of Certain Expenditures Required in Certain Political Subdivision Budgets:

	<u>Actual</u> <u>2017-18</u>	<u>Estimated</u> <u>Actual</u> <u>2018-19</u>	<u>Proposed</u> <u>Budget</u> <u>2019-20</u>
Legislative Lobbying	\$30,000	\$36,000	\$36,000
Required Legal Notice Publications	\$56,188	\$45,000	\$55,000



MESQUITE

T E X A S

Real. Texas. Flavor.

**City of Mesquite**  
**Proposed Budget/Combined Summary**  
**Fiscal Year 2019-20**

Fund Type	Beginning			Ending
	Balances	Revenues/ Transfers In	Appropriations/ Transfers Out	Balances
	10/1/2019			9/30/2020
<b>Operating Funds</b>				
General Fund	\$ 20,379,057	\$ 131,472,400	\$ 131,471,730	\$ 20,379,727
Water and Sewer Fund	40,310,709	73,072,080	68,775,910	44,606,879
Drainage Utility District Fund	2,747,095	4,531,000	4,351,600	2,926,495
Airport Fund	176,122	2,284,280	2,249,880	210,522
Golf Course Fund	(81,742)	1,184,500	1,167,180	(64,422)
<b>Total Operating Funds</b>	<b>\$ 63,531,242</b>	<b>\$ 212,544,260</b>	<b>\$ 208,016,300</b>	<b>\$ 68,059,202</b>
<b>Debt Service/Reserve Funds</b>				
General Obligation Debt Service Fund	\$ 83,303	\$ 21,991,010	\$ 21,909,910	\$ 164,403
Water and Sewer Revenue Debt Service Fund	3,034,277	10,130,160	9,744,160	3,420,277
Water and Sewer Revenue Reserve Fund	290,331	-	-	290,331
Drainage Utility District Revenue Debt Service Fund	207,632	934,970	934,970	207,632
Drainage Utility District Revenue Reserve Fund	312,440	-	-	312,440
<b>Total Debt Service/Reserve Funds</b>	<b>\$ 3,927,984</b>	<b>\$ 33,056,140</b>	<b>\$ 32,589,040</b>	<b>\$ 4,395,084</b>
<b>Internal Service Funds</b>				
Group Medical Insurance Fund	\$ (3,882,752)	\$ 16,651,070	\$ 16,489,500	\$ (3,721,182)
General Liability Insurance Fund	(484,238)	3,267,800	3,259,980	(476,418)
<b>Total Internal Service Funds</b>	<b>\$ (4,366,991)</b>	<b>\$ 19,918,870</b>	<b>\$ 19,749,480</b>	<b>\$ (4,197,601)</b>
<b>Special Revenue Funds</b>				
Hotel Occupancy Tax Fund	\$ 1,527,108	\$ 1,628,000	\$ 1,478,600	\$ 1,676,508
Confiscated Seizure Fund	524,874	140,000	340,300	324,574
Photo Enforcement Fund	165,045	15,000	170,000	10,045
Child Safety Fund	120,000	160,000	100,000	180,000
911 Service Fee Fund	11,142	955,000	940,000	26,142
Community Development Block Grant Program Fund	6,906	1,128,827	1,128,827	6,906
Housing Choice Voucher Program Fund	1,161,720	13,125,000	13,282,370	1,004,350
Public, Educational and Government Access Fund	595,869	260,000	262,000	593,869
4B Quality of Life Corporation Fund	190,006	11,531,700	11,693,250	28,456
Municipal Court Technology Fund	56,652	72,500	106,460	22,692
<b>Total Special Revenue Funds</b>	<b>\$ 4,359,322</b>	<b>\$ 29,016,027</b>	<b>\$ 29,501,807</b>	<b>\$ 3,873,542</b>
<b>Capital Project Funds</b>				
Capital Project Reserve Fund	\$ 63,022	\$ 445,000	\$ 221,000	\$ 287,022
Rodeo City Tax Increment Reinvestment Zone Fund	10,000	181,409	104,102	87,307
Towne Centre Tax Increment Reinvestment Zone Fund	3,742,486	5,034,069	8,776,207	348
Skyline Tax Increment Reinvestment Zone Fund	-	216,450	216,000	450
Gus Thomasson Tax Increment Reinvestment Zone Fund	3,237	196,420	185,000	14,657
Town East/Skyline Tax Increment Reinvestment Zone Fund	68,891	110,000	50,000	128,891
Lucas Farms Tax Increment Reinvestment Zone Fund	5,255	4,439	-	9,694
Polo Ridge Tax Increment Reinvestment Zone Fund	12	52	-	64
Heartland Town Center Tax Increment Reinvestment Zone Fund	-	111,036	111,036	-
Roadway Impact Fee Fund	77,688	1,285,100	1,285,100	77,688
Water and Sewer Impact Fee Fund	114,499	408,500	400,000	122,999
Conference Center Capital Replacement Fund	687,165	192,000	125,000	754,165
<b>Total Capital Project Funds</b>	<b>\$ 4,772,254</b>	<b>\$ 8,184,475</b>	<b>\$ 11,473,445</b>	<b>\$ 1,483,284</b>
<b>Less: Interfund Transfers</b>		<b>(42,562,340)</b>	<b>(44,562,340)</b>	
<b>Total All Funds</b>	<b>\$ 72,223,812</b>	<b>\$ 260,157,432</b>	<b>\$ 256,767,732</b>	<b>\$ 73,613,512</b>

**City of Mesquite**  
**Proposed Budget/General Fund**  
**Fiscal Year 2019-20**

	Actual 2017-18	Adopted 2018-19	Amended 2018-19	Proposed 2019-20	Variance
<b>Revenues:</b>					
General Property Taxes	\$ 48,251,707	\$ 55,424,000	\$ 55,574,000	\$ 59,806,870	\$ 4,232,870
Gross Receipts Taxes	7,742,503	7,625,000	7,450,800	7,500,450	49,650
City Sales Taxes	33,122,378	33,105,000	33,305,000	33,305,000	-
Licenses and Permits	2,057,365	2,263,100	2,263,100	2,403,950	140,850
Fines and Forfeitures	2,930,918	2,902,000	2,902,000	2,902,000	-
Interest Income	449,876	324,000	699,000	699,000	-
Charges for Current Service	13,902,892	14,747,980	15,115,980	15,790,980	675,000
Other Revenues	1,414,896	922,100	1,707,950	957,950	(750,000)
Contributions and Donations	109,808	140,000	140,000	140,000	-
Intergovernmental Revenues	75,991	150,000	150,000	150,000	-
Transfers In	6,250,000	5,750,000	7,054,900	7,816,200	761,300
<b>Total Revenues</b>	<b>\$ 116,308,333</b>	<b>\$ 123,353,180</b>	<b>\$ 126,362,730</b>	<b>\$ 131,472,400</b>	<b>\$ 5,109,670</b>

<b>Operating Expenditures:</b>					
General Government	\$ 12,188,716	\$ 12,830,180	\$ 13,180,870	\$ 13,671,360	\$ 490,490
Housing and Community Services	1,700,905	1,754,630	1,758,150	2,057,760	299,610
Neighborhood Services	1,161,967	1,390,680	1,430,980	1,489,750	58,770
Library Services	2,046,572	2,153,840	2,071,100	2,537,310	466,210
Fire Service	27,565,899	28,773,210	28,982,730	30,588,590	1,605,860
Police Service	35,017,286	36,475,740	37,655,070	39,205,380	1,550,310
Public Works	11,763,034	13,808,110	13,895,950	14,886,060	990,110
Planning and Development Services	2,741,746	3,084,340	3,051,800	3,432,350	380,550
Parks and Recreation	1,313,235	2,322,640	2,618,580	2,523,040	(95,540)
Other Expenditures	4,125,493	2,749,650	3,361,900	2,966,130	(395,770)
Transfers Out	16,000,000	18,000,000	18,890,000	18,114,000	(776,000)
<b>Total Expenditures</b>	<b>\$ 115,624,853</b>	<b>\$ 123,343,020</b>	<b>\$ 126,897,130</b>	<b>\$ 131,471,730</b>	<b>\$ 4,574,600</b>

<b>Excess (Deficiency) Revenues</b>					
Over Expenditures	\$ 683,480	\$ 10,160	\$ (534,400)	\$ 670	\$ 535,070

Unassigned Beginning Fund Balance	\$ 18,312,289	\$ 18,896,002	\$ 18,896,002	\$ 18,361,602	\$ (534,400)
Change in Unassigned Fund Balance	583,713	10,160	(534,400)	670	535,070
Unassigned Ending Fund Balance	\$ 18,896,002	\$ 18,906,162	\$ 18,361,602	\$ 18,362,272	\$ 670

Nonspendable/Assigned Beginning Fund Balance	\$ 1,917,688	\$ 2,017,455	\$ 2,017,455	\$ 2,017,455	\$ -
Change in Nonspendable/Assigned Fund Balance	99,767	-	-	-	-
Nonspendable/Assigned Fund Balance	\$ 2,017,455	\$ 2,017,455	\$ 2,017,455	\$ 2,017,455	\$ -

<b>Total Fund Balance</b>	<b>\$ 20,913,457</b>	<b>\$ 20,923,617</b>	<b>\$ 20,379,057</b>	<b>\$ 20,379,727</b>	<b>\$ 670</b>
---------------------------	----------------------	----------------------	----------------------	----------------------	---------------

Days of Working Capital (Unassigned)*	59	56	53	51
---------------------------------------	----	----	----	----

\*Calculated using Total Revenues

**City of Mesquite**  
**Proposed General Fund Revenues**  
**Fiscal Year 2019-20**

Revenue Source	Actual 2017-18	Adopted 2018-19	Amended 2018-19	Proposed 2019-20	Variance
<b>General Property Tax</b>					
Current Taxes	47,376,940	\$ 54,654,000	\$ 54,804,000	\$ 59,036,870	\$ 4,232,870
Delinquent Taxes	402,162	375,000	375,000	375,000	-
Interest and Penalties	472,605	395,000	395,000	395,000	-
<b>Total General Property Tax</b>	<b>\$ 48,251,707</b>	<b>\$ 55,424,000</b>	<b>\$ 55,574,000</b>	<b>\$ 59,806,870</b>	<b>\$ 4,232,870</b>

<b>Gross Receipts</b>					
Electrical	\$ 4,146,158	\$ 4,000,000	\$ 4,000,000	\$ 4,000,000	\$ -
Gas	1,254,945	1,000,000	1,000,000	1,000,000	-
Cable TV	1,229,798	1,585,000	1,250,000	1,250,000	-
Bingo	32,820	40,000	40,000	40,000	-
Commercial Sanitation	1,078,782	1,000,000	1,160,800	1,210,450	49,650
<b>Total Gross Receipts</b>	<b>\$ 7,742,503</b>	<b>\$ 7,625,000</b>	<b>\$ 7,450,800</b>	<b>\$ 7,500,450</b>	<b>\$ 49,650</b>

<b>Sales Tax</b>					
General Sales Tax	\$ 32,842,804	\$ 32,835,000	\$ 33,035,000	\$ 33,035,000	\$ -
Mixed Beverage Sales Tax	279,574	270,000	270,000	270,000	-
<b>Total Sales Tax</b>	<b>\$ 33,122,378</b>	<b>\$ 33,105,000</b>	<b>\$ 33,305,000</b>	<b>\$ 33,305,000</b>	<b>\$ -</b>

<b>Licenses, Permits and Fees</b>					
Building Permits	\$ 511,284	\$ 660,000	\$ 660,000	\$ 698,190	\$ 38,190
Electrical Permits	36,090	30,000	30,000	35,000	5,000
Plumbing Permits	114,125	85,000	85,000	111,470	26,470
Health Permits	172,980	160,000	160,000	160,000	-
Mechanical Permits	36,020	35,000	35,000	40,000	5,000
Sign Permits	51,975	70,000	70,000	70,000	-
Inspection Fees	34,850	25,000	25,000	25,000	-
Food Handlers and Manager Fees	22,700	50,000	50,000	50,000	-
Liquid Waste Permits	10,200	9,000	9,000	9,000	-
Telecommunications/ROW Fees	442,882	500,000	500,000	300,000	(200,000)
Apartment/Hotel Fees	175,344	173,000	173,000	218,650	45,650
Plan Review Fees	81,986	110,000	110,000	110,000	-
Dog Licenses	6,902	8,500	8,500	8,500	-
Other Miscellaneous Licenses	1,053	1,800	1,800	1,800	-
Certificate of Occupancy	35,300	40,000	40,000	240,000	200,000
Contractor Registration	146,200	140,000	140,000	160,540	20,540
Fire Sprinkler Permits	24,877	20,000	20,000	20,000	-
Miscellaneous Fire Permits	58,195	50,000	50,000	50,000	-
Police Alarm Permits	44,148	50,000	50,000	50,000	-
Public Pool Operator Permit	17,330	17,000	17,000	17,000	-
Other Miscellaneous Permits	32,925	28,800	28,800	28,800	-
<b>Total Licenses and Permits</b>	<b>\$ 2,057,365</b>	<b>\$ 2,263,100</b>	<b>\$ 2,263,100</b>	<b>\$ 2,403,950</b>	<b>\$ 140,850</b>

<b>City of Mesquite</b>
<b>Proposed General Fund Revenues</b>
<b>Fiscal Year 2019-20</b>

Revenue Source	Actual 2017-18	Adopted 2018-19	Amended 2018-19	Proposed 2019-20	Variance
<b>Fines and Forfeitures</b>					
Traffic Fines	\$ 2,209,620	\$ 2,275,000	\$ 2,275,000	\$ 2,275,000	\$ -
Criminal Fines	402,244	350,000	350,000	350,000	-
City Ordinances	136,521	80,000	80,000	80,000	-
Arrest Fee	83,278	75,000	75,000	75,000	-
Child Safety Fee	5,463	10,000	10,000	10,000	-
Uniform Traffic Act Fee	30,647	27,000	27,000	27,000	-
Municipal Court Building Security	52,162	45,000	45,000	45,000	-
Court Time Payment Fee	10,983	40,000	40,000	40,000	-
<b>Total Fines and Forfeitures</b>	<b>\$ 2,930,918</b>	<b>\$ 2,902,000</b>	<b>\$ 2,902,000</b>	<b>\$ 2,902,000</b>	<b>\$ -</b>

<b>Interest Income</b>					
Interest on Investments	\$ 449,876	\$ 324,000	\$ 699,000	\$ 699,000	\$ -
<b>Total Interest Income</b>	<b>\$ 449,876</b>	<b>\$ 324,000</b>	<b>\$ 699,000</b>	<b>\$ 699,000</b>	<b>\$ -</b>

<b>Charges for Current Services</b>					
MISD Tax Appropriations	\$ 390,995	\$ 593,580	\$ 593,580	\$ 593,580	\$ -
Board of Adjustment Fees	8,200	10,000	10,000	10,000	-
Grass and Weed Charges	284,821	300,000	300,000	300,000	-
Compost Materials Charges	236,348	210,000	280,000	280,000	-
Other Miscellaneous Revenues	17,593	12,500	12,500	12,500	-
Public Health Program Charges	18,845	21,000	21,000	21,000	-
Animal Adoption Fee	96,447	130,000	130,000	130,000	-
Ambulance Fees	2,280,573	2,005,000	2,205,000	2,205,000	-
Pound Fees	33,616	30,000	30,000	30,000	-
Accident Reports	14,347	15,000	15,000	15,000	-
Miscellaneous Public Safety Revenues	173,748	145,000	145,000	145,000	-
False Alarm Fees	60,334	50,000	50,000	50,000	-
Abandoned Vehicle Notification	23,310	20,000	20,000	20,000	-
Waste Collection and Disposal	7,884,374	8,882,000	8,882,000	9,557,000	675,000
Public Works Inspection Fees	285,516	245,000	300,000	300,000	-
Engineering Plan Review Fees	93,761	90,000	90,000	90,000	-
Library Fees	9,692	1,300	1,300	1,300	-
Photocopy Charges	30,044	31,000	35,500	35,500	-
Pavilion Reservations	27,020	35,000	35,000	35,000	-
Reservations	370,729	320,700	350,950	350,950	-
Concessions	6,760	8,000	8,000	8,000	-
Registration Fees	46,283	51,500	53,500	53,500	-
Athletic Field Reservations	16,694	10,000	10,000	10,000	-
User Fees	887,322	905,000	911,250	911,250	-
Athletic Fees	133,017	160,000	160,000	160,000	-
Day Camp Fees	-	3,000	3,000	3,000	-
Tennis Admissions	18,916	20,000	20,000	20,000	-
Program Fees	79,568	76,000	76,000	76,000	-



**City of Mesquite**  
**Proposed General Fund Revenues**  
**Fiscal Year 2019-20**

Revenue Source	Actual 2017-18	Adopted 2018-19	Amended 2018-19	Proposed 2019-20	Variance
Tennis Shop Sales	\$ 6,139	\$ 5,000	\$ 5,000	\$ 5,000	\$ -
Tennis Lessons	5,660	17,000	17,000	17,000	-
Swimming Pool Charges	358,272	340,000	340,000	340,000	-
Miscellaneous Charges for Services	3,949	5,400	5,400	5,400	-
<b>Total Charges for Current Services</b>	<b>\$ 13,902,892</b>	<b>\$ 14,747,980</b>	<b>\$ 15,115,980</b>	<b>\$ 15,790,980</b>	<b>\$ 675,000</b>

Other Revenues					
Service Charges on Returned Checks	\$ 15,244	\$ 15,000	\$ 22,500	\$ 22,500	\$ -
Auctions	381,584	400,000	400,000	400,000	-
Planning and Zoning Fees	109,920	55,000	83,350	83,350	-
Garbage Bags	58,475	65,000	65,000	65,000	-
Lease and Rent Income	82,436	80,000	80,000	80,000	-
Sale of Compost Material	70,023	175,000	175,000	175,000	-
Prior Year Expenditures	12,443	40,000	40,000	40,000	-
Recyclable Items Sale	51,381	40,000	40,000	40,000	-
Miscellaneous	617,032	34,100	784,100	34,100	(750,000)
Blue Bag Program	16,357	18,000	18,000	18,000	-
<b>Total Other Revenues</b>	<b>\$ 1,414,896</b>	<b>\$ 922,100</b>	<b>\$ 1,707,950</b>	<b>\$ 957,950</b>	<b>\$ (750,000)</b>

Contributions and Donations					
Special Events	\$ 101,371	\$ 100,000	\$ 100,000	\$ 100,000	\$ -
Summer Sizzle Festival	8,437	40,000	40,000	40,000	-
<b>Total Contributions and Donations</b>	<b>\$ 109,808</b>	<b>\$ 140,000</b>	<b>\$ 140,000</b>	<b>\$ 140,000</b>	<b>\$ -</b>

Intergovernmental Revenues					
State Grant	\$ 75,991	\$ 150,000	\$ 150,000	\$ 150,000	\$ -
<b>Total Intergovernmental Revenues</b>	<b>\$ 75,991</b>	<b>\$ 150,000</b>	<b>\$ 150,000</b>	<b>\$ 150,000</b>	<b>\$ -</b>

Transfers In					
Capital Project Reserve Fund	\$ 500,000	\$ -	\$ 780,000	\$ 171,000	\$ (609,000)
Special Revenue Funds	1,200,000	1,200,000	1,200,000	1,200,000	-
Water and Sewer Operating Fund	4,550,000	4,550,000	4,550,000	5,870,400	1,320,400
Drainage Utility District Fund	-	-	524,900	574,800	49,900
<b>Total Transfers In</b>	<b>\$ 6,250,000</b>	<b>\$ 5,750,000</b>	<b>\$ 7,054,900</b>	<b>\$ 7,816,200</b>	<b>\$ 761,300</b>

<b>Total General Fund Revenues</b>	<b>\$ 116,308,333</b>	<b>\$ 123,353,180</b>	<b>\$ 126,362,730</b>	<b>\$ 131,472,400</b>	<b>\$ 5,109,670</b>
------------------------------------	-----------------------	-----------------------	-----------------------	-----------------------	---------------------

**City of Mesquite**  
**Proposed General Fund Expenditures**  
**Fiscal Year 2019-20**

Governmental Activity	Actual 2017-18	Adopted 2018-19	Amended 2018-19	Proposed 2019-20	Variance
<b>General Government</b>					
City Council	\$ 109,261	\$ 157,490	\$ 156,970	\$ 134,980	\$ (21,990)
City Manager	1,363,743	1,477,640	1,412,810	1,556,590	143,780
Economic Development	361,797	498,520	510,470	475,620	(34,850)
Communications and Marketing	580,441	578,040	592,480	604,010	11,530
Mesquite Arts Center	129,543	166,930	179,820	208,740	28,920
Facility Maintenance	2,672,488	2,591,910	2,471,830	2,582,670	110,840
City Secretary	547,918	513,590	506,070	594,480	88,410
City Attorney	1,183,821	1,255,570	1,433,140	1,497,800	64,660
Human Resources Administration	1,130,486	1,183,450	1,199,600	1,324,470	124,870
Risk Management	(40,041)	391,870	377,430	394,520	17,090
Finance Administration	401,963	476,810	489,100	559,120	70,020
Accounting	568,572	575,950	578,900	594,900	16,000
Warehouse	246,293	250,800	272,310	333,220	60,910
Printshop/Mailroom	282,489	288,390	332,920	370,280	37,360
Purchasing	408,082	440,390	448,420	497,030	48,610
Transportation Pool	4,461	3,500	6,160	5,000	(1,160)
Central Copy	85,917	179,400	167,020	161,330	(5,690)
Tax Office	744,596	808,470	807,620	816,690	9,070
Municipal Court	1,277,746	1,296,170	1,389,660	1,289,050	(100,610)
Budget and Financial Analysis	405,654	441,260	421,540	451,680	30,140
Information Technology	2,616,770	2,963,810	2,961,320	3,259,760	298,440
Telecommunications	175,346	210,770	195,880	211,260	15,380
LESS: Work Order Credits					
Economic Development	(65,556)	(115,000)	(115,000)	(116,300)	(1,300)
Communications and Marketing	(45,570)	(45,570)	(48,070)	(48,070)	-
Mesquite Arts Center	(35,600)	(35,600)	(35,600)	(35,600)	-
Risk Management Services	-	(391,870)	(377,430)	(394,520)	(17,090)
Finance Administration	(90,217)	(165,800)	-	-	-
Information Technology	(2,616,770)	(2,963,810)	(2,961,320)	(3,471,020)	(509,700)
Printshop/Mailroom	(26,426)	(20,000)	(20,000)	(20,000)	-
Central Copy	(183,085)	(179,400)	(167,020)	(161,330)	5,690
Transportation Pool	(5,409)	(3,500)	(6,160)	(5,000)	1,160
<b>Total General Government</b>	<b>\$ 12,188,716</b>	<b>\$ 12,830,180</b>	<b>\$ 13,180,870</b>	<b>\$ 13,671,360</b>	<b>\$ 490,490</b>

<b>Housing and Community Services</b>					
Administration	\$ 59,305	\$ 62,200	\$ 59,400	\$ 129,240	\$ 69,840
Animal Services	1,289,308	1,301,290	1,319,550	1,506,100	186,550
Public Health Clinic	85,312	110,480	98,520	116,860	18,340
STAR Transit	182,015	190,000	190,000	190,000	-
Volunteer Services	84,964	90,660	90,680	115,560	24,880
<b>Total Housing and Community Services</b>	<b>\$ 1,700,905</b>	<b>\$ 1,754,630</b>	<b>\$ 1,758,150</b>	<b>\$ 2,057,760</b>	<b>\$ 299,610</b>

<b>Neighborhood Services</b>					
Administration	\$ 277,255	\$ 295,090	\$ 288,760	\$ 310,420	\$ 21,660
Environmental Code	791,128	922,920	987,630	987,510	(120)
Neighborhood Vitality	93,584	172,670	154,590	191,820	37,230
<b>Total Neighborhood Services</b>	<b>\$ 1,161,967</b>	<b>\$ 1,390,680</b>	<b>\$ 1,430,980</b>	<b>\$ 1,489,750</b>	<b>\$ 58,770</b>

<b>Library Services</b>					
Administration	\$ 769,257	\$ 721,770	\$ 683,140	\$ 969,160	\$ 286,020
North Branch	551,891	549,460	518,680	685,520	166,840
Central Branch	725,425	882,610	869,280	882,630	13,350
<b>Total Library Services</b>	<b>\$ 2,046,572</b>	<b>\$ 2,153,840</b>	<b>\$ 2,071,100</b>	<b>\$ 2,537,310</b>	<b>\$ 466,210</b>

**City of Mesquite**  
**Proposed General Fund Expenditures**  
**Fiscal Year 2019-20**

<b>Governmental Activity</b>	<b>Actual 2017-18</b>	<b>Adopted 2018-19</b>	<b>Amended 2018-19</b>	<b>Proposed 2019-20</b>	<b>Variance</b>
<b>Fire Service</b>					
Administration	\$ 1,435,487	\$ 1,264,110	\$ 1,479,190	\$ 1,241,240	\$ (237,950)
Operations	22,090,763	24,087,040	23,316,310	25,824,120	2,507,810
Emergency Medical Services	1,191,088	1,184,780	1,167,370	1,220,440	53,070
Fire Prevention	1,385,096	1,512,010	1,574,500	1,561,520	(12,980)
Training	1,248,303	498,490	1,218,590	497,740	(720,850)
Emergency Management	215,162	226,780	226,770	243,530	16,760
<b>Total Fire Service</b>	<b>\$ 27,565,899</b>	<b>\$ 28,773,210</b>	<b>\$ 28,982,730</b>	<b>\$ 30,588,590</b>	<b>\$ 1,605,860</b>

<b>Police Service</b>					
Administration	\$ 1,058,109	\$ 1,123,730	\$ 1,150,630	\$ 1,249,320	\$ 98,690
Patrol and Traffic Division	18,494,606	18,779,850	19,343,130	20,045,230	702,100
Criminal Investigations	6,831,284	7,135,740	7,653,480	7,813,600	160,120
School Resource Officers	1,476,801	2,996,000	3,260,710	3,112,860	(147,850)
Technical Services	6,432,164	6,880,020	6,737,570	7,350,370	612,800
Staff Support Services	1,485,287	1,349,760	1,431,260	1,486,780	55,520
LESS: Work Order Credits					
Administration	-	-	-	-	-
Patrol and Traffic	(735,503)	(275,360)	(275,360)	(260,000)	15,360
Criminal Investigations	(18,070)	(16,000)	(16,000)	(36,350)	(20,350)
School Resource Officers	(6,071)	(1,498,000)	(1,630,350)	(1,556,430)	73,920
Technical Services	(652)	-	-	-	-
Staff Support Services	(669)	-	-	-	-
<b>Total Police Service</b>	<b>\$ 35,017,286</b>	<b>\$ 36,475,740</b>	<b>\$ 37,655,070</b>	<b>\$ 39,205,380</b>	<b>\$ 1,550,310</b>

<b>Public Works</b>					
Administration	\$ 404,669	\$ 539,380	\$ 529,810	\$ 556,140	\$ 26,330
Traffic Engineering	942,628	1,237,940	1,202,720	1,307,050	104,330
Street Lighting	1,170,258	1,234,930	1,192,630	1,195,870	3,240
Engineering	427,280	489,500	685,460	789,790	104,330
Solid Waste Collection	5,731,582	6,036,560	6,102,320	6,357,990	255,670
Compost Facility Operations	476,096	506,240	567,260	503,280	(63,980)
Street Maintenance	3,170,335	3,375,280	3,524,320	3,715,910	191,590
Equipment Services	5,061,428	5,244,300	5,363,270	5,497,870	134,600
LESS: Work Order Credits					
Traffic Engineering	-	(197,520)	(197,520)	(72,520)	125,000
Engineering	(1,905,295)	(1,000,000)	(1,300,000)	(1,200,000)	100,000
Street Maintenance	(194,677)	(5,500)	(5,500)	(5,500)	-
Equipment Services	(3,521,269)	(3,653,000)	(3,768,820)	(3,759,820)	9,000
<b>Total Public Works</b>	<b>\$ 11,763,034</b>	<b>\$ 13,808,110</b>	<b>\$ 13,895,950</b>	<b>\$ 14,886,060</b>	<b>\$ 990,110</b>

<b>Planning and Development Services</b>					
Administration	\$ 410,248	\$ 302,170	\$ 302,040	\$ 305,940	\$ 3,900
Building Inspection	1,284,101	1,533,500	1,589,870	1,849,330	259,460
Licensing and Compliance	528,618	552,000	553,470	572,050	18,580
Repair and Demolition	43,171	50,000	50,000	50,000	-
Planning and Zoning	377,500	554,770	465,480	538,030	72,550
Historical Preservation	124,910	127,640	126,680	152,740	26,060
LESS: Work Order Credits					
Historical Preservation	(26,803)	(35,740)	(35,740)	(35,740)	-
<b>Total Planning and Development Services</b>	<b>\$ 2,741,746</b>	<b>\$ 3,084,340</b>	<b>\$ 3,051,800</b>	<b>\$ 3,432,350</b>	<b>\$ 380,550</b>

**City of Mesquite**  
**Proposed General Fund Expenditures**  
**Fiscal Year 2019-20**

Governmental Activity	Actual 2017-18	Adopted 2018-19	Amended 2018-19	Proposed 2019-20	Variance
<b>Parks and Recreation</b>					
Administration	\$ 509,057	\$ 540,720	\$ 549,990	\$ 715,160	\$ 165,170
Park Operations	3,697,477	3,810,140	3,698,820	3,897,610	198,790
Tennis Center	134,883	124,970	134,010	137,210	3,200
Recreation Administration	1,750,477	1,279,800	1,570,700	1,565,740	(4,960)
Summer Sizzle Festival	93,164	102,700	102,710	101,500	(1,210)
Special Events	147,382	162,330	162,330	160,500	(1,830)
Florence Community Center	110,040	101,570	83,080	102,670	19,590
Lakeside Activity Center	23,849	20,830	20,830	20,900	70
Shaw Gymnasium	414	7,200	7,200	7,250	50
Goodbar Activity Center	9,726	17,700	17,700	18,050	350
Athletic Programs	476,625	525,420	497,310	549,340	52,030
Evans Community Center	225,918	227,890	231,090	243,390	12,300
Scott Dunford Community Center	65,325	74,920	90,350	86,120	(4,230)
Westlake House	4,681	5,050	5,050	5,090	40
Rutherford Community Center	152,134	158,180	158,660	173,000	14,340
Day Camp	9,327	10,550	10,550	10,550	-
Thompson School Gymnasium	-	6,800	6,800	6,380	(420)
Afterschool Adventures Program	129,641	127,440	123,190	126,110	2,920
Senior Program	393,900	281,410	387,190	319,460	(67,730)
Summer Camp Program	104,788	105,840	105,840	106,520	680
City Lake Pool	180,958	202,210	202,210	204,210	2,000
Town East Pool	145,852	139,710	139,710	141,990	2,280
Vanston Pool	144,191	152,770	162,770	166,580	3,810
Marlins Swim Team	26,751	40,340	40,340	48,860	8,520
<b>Total Parks and Recreation Expenditures</b>	<b>8,536,557</b>	<b>8,226,490</b>	<b>8,508,430</b>	<b>8,914,190</b>	<b>405,760</b>
<b>LESS: Work Order Credits</b>					
Park Facilities and Operations - 4B	(7,182,347)	(5,854,850)	(5,854,850)	(6,356,150)	(501,300)
Town East Pool - MISD	(40,976)	(35,000)	(35,000)	(35,000)	-
Florence Community Center - MISD	-	(14,000)	-	-	-
<b>Total Parks and Recreation</b>	<b>\$ 1,313,235</b>	<b>\$ 2,322,640</b>	<b>\$ 2,618,580</b>	<b>\$ 2,523,040</b>	<b>\$ (95,540)</b>

<b>Other Expenditures</b>					
Insurance	\$ 917,749	\$ 1,444,480	\$ 1,444,480	\$ 1,497,630	\$ 53,150
Reserves	1,428,639	851,670	1,463,920	259,000	(1,204,920)
Foreclosed Properties	2,408	1,500	1,500	1,500	-
Public Safety Equipment	1,776,697	452,000	452,000	1,208,000	756,000
<b>Total Other Expenditures</b>	<b>\$ 4,125,493</b>	<b>\$ 2,749,650</b>	<b>\$ 3,361,900</b>	<b>\$ 2,966,130</b>	<b>\$ (395,770)</b>

<b>Other Financing Uses</b>					
Transfer Out - Group Medical Insurance Fund	\$ 500,000	\$ -	\$ -	\$ -	\$ -
Transfer Out - General Liability Fund	-	-	350,000	-	(350,000)
Transfer Out - Capital Project Reserve Fund	200,000	250,000	250,000	50,000	(200,000)
Transfer Out - GO Debt Service Fund	15,300,000	17,750,000	18,290,000	18,064,000	(226,000)
<b>Total Other Financing Uses</b>	<b>\$ 16,000,000</b>	<b>\$ 18,000,000</b>	<b>\$ 18,890,000</b>	<b>\$ 18,114,000</b>	<b>\$ (776,000)</b>

<b>Total General Fund Expenditures</b>	<b>\$ 115,624,853</b>	<b>\$ 123,343,020</b>	<b>\$ 126,897,130</b>	<b>\$ 131,471,730</b>	<b>\$ 4,574,600</b>
--	-----------------------	-----------------------	-----------------------	-----------------------	---------------------

**City of Mesquite**  
**Proposed Budget/Water and Sewer Operating Fund**  
**Fiscal Year 2019-20**

	Actual 2017-18	Adopted 2018-19	Amended 2018-19	Proposed 2019-20	Variance
<b>Revenues:</b>					
Water Sales	\$ 35,242,562	\$ 36,052,500	\$ 36,052,500	\$ 37,674,860	\$ 1,622,360
Water Taps and Connections	24,745	25,000	25,000	25,000	-
Penalty Income	727,539	650,000	650,000	650,000	-
Collection/Charged off Bills	12,649	17,000	17,000	17,000	-
Reconnect Fees & Transfer Fees	334,180	353,000	353,000	353,000	-
Sale of Bulk Water	1,962,885	750,000	1,950,000	1,150,000	(800,000)
Sewer Service	27,703,581	29,322,700	29,322,700	30,642,220	1,319,520
Lower East Fork Sewer Line	1,451,924	1,500,000	1,500,000	1,500,000	-
Sewer Backflow Inspections	64,750	60,000	60,000	60,000	-
Interest Income	452,042	300,000	700,000	700,000	-
Miscellaneous	2,576,866	300,000	300,000	300,000	-
<b>Total Revenues</b>	<b>\$ 70,553,724</b>	<b>\$ 69,330,200</b>	<b>\$ 70,930,200</b>	<b>\$ 73,072,080</b>	<b>\$ 2,141,880</b>

<b>Operating Expenditures:</b>					
Administration	\$ 378,612	\$ 525,710	\$ 458,400	\$ 651,220	\$ 192,820
Utility Billing	3,771,417	4,170,440	4,148,440	2,996,980	(1,151,460)
Water Sewer Engineering	130,201	127,300	48,630	7,150	(41,480)
Water Sewer Streets	-	-	69,430	65,780	(3,650)
Infrastructure Maintenance	163,954	277,330	207,210	179,500	(27,710)
GIS Operations	566,016	654,460	653,310	718,360	65,050
Water Production	23,365,187	26,090,750	26,053,410	26,585,270	531,860
Meter Services	1,047,003	1,056,760	1,039,500	1,151,430	111,930
Water Distribution	2,179,905	2,296,840	2,202,730	2,234,640	31,910
Wastewater Collection	1,528,070	1,804,770	1,743,320	1,795,630	52,310
Wastewater Treatment	9,279,294	9,939,600	9,939,600	11,041,500	1,101,900
NTMWD-East Fork Sewer Line	1,397,744	1,500,000	1,500,000	1,500,000	-
Other Expenditures	453,759	399,450	439,450	439,450	-
Capital Outlay	900,378	751,550	751,950	588,440	(163,510)
Transfer Out - General Liability Insurance Fund	1,405,000	1,405,000	1,405,000	1,405,000	-
Transfer Out - General Fund	4,550,000	4,550,000	4,550,000	5,870,400	1,320,400
Transfer Out - GO Debt Service Fund	522,020	1,072,020	1,072,020	1,030,000	(42,020)
Transfer Out - W&S Debt Service Fund	9,240,000	9,064,900	9,064,900	9,730,160	665,260
Transfer Out - W&S Cash Projects	-	-	225,000	-	(225,000)
Reserves	896,580	457,000	875,000	785,000	(90,000)
<b>Total Expenditures</b>	<b>\$ 61,775,140</b>	<b>\$ 66,143,880</b>	<b>\$ 66,447,300</b>	<b>\$ 68,775,910</b>	<b>\$ 2,328,610</b>

<b>Excess (Deficiency) Revenues</b>					
Over Expenditures	\$ 8,778,584	\$ 3,186,320	\$ 4,482,900	\$ 4,296,170	\$ (186,730)

Working Capital, October 1	\$ 27,049,225	\$ 35,827,809	\$ 35,827,809	\$ 40,310,709	\$ 4,482,900
----------------------------	---------------	---------------	---------------	---------------	--------------

Working Capital, September 30	\$ 35,827,809	\$ 39,014,129	\$ 40,310,709	\$ 44,606,879	\$ 4,296,170
-------------------------------	---------------	---------------	---------------	---------------	--------------

Days of Working Capital*	185	205	207	223
--------------------------	-----	-----	-----	-----

\*Calculated using Total Revenues

<b>City of Mesquite</b>
<b>Proposed Budget/Drainage Utility District Operating Fund</b>
<b>Fiscal Year 2019-2020</b>

	Actual	Adopted	Amended	Proposed	Variance
	2017-18	2018-19	2018-19	2019-20	
<b>Revenues:</b>					
Interest Income	\$ 20,788	\$ 18,000	\$ 18,000	\$ 26,000	\$ 8,000
Residential Drainage Fees	2,007,318	2,000,000	2,000,000	2,225,000	225,000
Commercial Drainage Fees	1,978,936	1,900,000	1,900,000	2,280,000	380,000
Contributions and Others	1,736,369	-	-	-	-
Transfer In - DUD Revenue Reserve Fund	24,340	37,070	37,070	-	(37,070)
<b>Total Revenues</b>	<b>\$ 5,767,751</b>	<b>\$ 3,955,070</b>	<b>\$ 3,955,070</b>	<b>\$ 4,531,000</b>	<b>\$ 575,930</b>

<b>Expenditures</b>					
TPDES Permit Program Operatons	\$ 667,133	\$ 595,200	\$ 734,630	\$ 550,560	\$ (184,070)
Street Sweeping Program	194,223	201,200	201,200	211,630	10,430
Drainage Maintenance and Construction	-	-	-	144,000	144,000
Capital Outlay	221,626	-	-	410,000	410,000
Transfer Out - General Fund	-	-	524,900	574,800	49,900
Transfer Out - DUD Debt Service Fund	508,000	395,970	395,970	460,610	64,640
Transfer Out - DUD Capital Project Fund	2,500,000	2,500,000	2,000,000	2,000,000	-
<b>Total Expenditures</b>	<b>\$ 4,090,982</b>	<b>\$ 3,692,370</b>	<b>\$ 3,856,700</b>	<b>\$ 4,351,600</b>	<b>\$ 494,900</b>

<b>Excess (Deficiency) Revenues</b>					
Over Expenditures	\$ 1,676,769	\$ 262,700	\$ 98,370	\$ 179,400	\$ 81,030

Working Capital, October 1	\$ 971,956	\$ 2,648,725	\$ 2,648,725	\$ 2,747,095	\$ 98,370
----------------------------	------------	--------------	--------------	--------------	-----------

Working Capital, September 30	\$ 2,648,725	\$2,911,425	\$2,747,095	\$ 2,926,495	\$179,400
-------------------------------	--------------	-------------	-------------	--------------	-----------

Days of Working Capital*	168	269	254	236
--------------------------	-----	-----	-----	-----

\*Calculated using Total Revenues

<b>City of Mesquite</b>
<b>Proposed Budget/Airport Operating Fund</b>
<b>Fiscal Year 2019-2020</b>

	Actual 2017-18	Adopted 2018-19	Amended 2018-19	Proposed 2019-20	Variance
<b>Revenues:</b>					
Hangar Rentals	\$ 584,583	\$ 621,060	\$ 621,060	\$ 767,110	\$ 146,050
Tie Downs	6,640	7,500	7,500	5,040	(2,460)
Fuel Sales	1,190,910	1,443,250	1,443,250	1,413,560	(29,690)
Oil Sales	1,744	2,000	2,000	2,800	800
Airport Lease Receipts	11,614	13,450	13,450	26,670	13,220
Airport Tenant Utility Receipts	7,807	5,000	8,000	6,600	(1,400)
Airport Pilot Supplies	4,769	8,000	5,000	12,500	7,500
Other Revenues	54,259	50,000	50,000	50,000	-
<b>Total Revenues</b>	<b>\$ 1,862,325</b>	<b>\$ 2,150,260</b>	<b>\$ 2,150,260</b>	<b>\$ 2,284,280</b>	<b>\$ 134,020</b>

<b>Operating Expenditures:</b>					
Personal Services	\$ 362,347	\$ 517,940	\$ 517,940	\$ 552,210	\$ 34,270
Supplies - Fuel	831,959	934,850	938,410	907,300	(31,110)
Supplies - Other	26,597	19,180	19,180	26,700	7,520
Contractual Services	281,784	446,560	421,570	537,360	115,790
Capital Outlay	3,086	20,000	30,770	26,500	(4,270)
Transfer Out - GO Debt Service Fund	199,810	199,810	199,810	199,810	-
<b>Total Expenditures</b>	<b>\$ 1,705,582</b>	<b>\$ 2,138,340</b>	<b>\$ 2,127,680</b>	<b>\$ 2,249,880</b>	<b>\$ 122,200</b>

<b>Excess (Deficiency) Revenues</b>					
Over Expenditures	\$ 156,743	\$ 11,920	\$ 22,580	\$ 34,400	\$ 11,820

<b>Working Capital, October 1</b>	<b>\$ (3,201)</b>	<b>\$ 153,542</b>	<b>\$ 153,542</b>	<b>\$ 176,122</b>	<b>\$ 22,580</b>
-----------------------------------	-------------------	-------------------	-------------------	-------------------	------------------

<b>Working Capital, September 30</b>	<b>\$ 153,542</b>	<b>\$ 165,462</b>	<b>\$ 176,122</b>	<b>\$ 210,522</b>	<b>\$ 34,400</b>
--------------------------------------	-------------------	-------------------	-------------------	-------------------	------------------

<b>Days of Working Capital*</b>	30	28	30	34
---------------------------------	----	----	----	----

\*Calculated using Total Revenues

<b>City of Mesquite</b>
<b>Proposed Budget/Golf Course Operating Fund</b>
<b>Fiscal Year 2019-2020</b>

	Actual 2017-18	Adopted 2018-19	Amended 2018-19	Proposed 2019-20	Variance
<b>Revenues:</b>					
Green Fees	\$ 549,252	\$ 605,000	\$ 605,000	\$ 623,150	\$ 18,150
Cart Rental Fees	298,492	312,000	312,000	321,360	9,360
Driving Range Fees	71,925	70,000	70,000	72,100	2,100
Concessions	80,471	95,000	95,000	97,850	2,850
Pro Shop Merchandise Sales	65,517	50,000	50,000	51,500	1,500
Mesquite Private Golf Club	-	8,000	8,000	8,240	240
Other Revenues	25,492	10,000	10,000	10,300	300
<b>Total Revenues</b>	<b>\$ 1,091,150</b>	<b>\$ 1,150,000</b>	<b>\$ 1,150,000</b>	<b>\$ 1,184,500</b>	<b>\$ 34,500</b>

<b>Operating Expenditures:</b>					
Personal Services	\$ 689,345	\$ 680,940	\$ 707,380	\$ 728,170	\$ 20,790
Supplies - Pro Shop Merchand	43,340	40,000	40,000	40,000	-
Supplies - Other	108,157	80,720	100,740	101,220	480
Contractual Services	220,131	248,430	222,430	218,790	(3,640)
Capital Outlay	-	-	1,140	1,000	(140)
Capital Lease - Golf Carts	56,194	78,000	78,000	78,000	-
<b>Total Expenditures</b>	<b>\$ 1,117,167</b>	<b>\$ 1,128,090</b>	<b>\$ 1,149,690</b>	<b>\$ 1,167,180</b>	<b>\$ 17,490</b>

<b>Excess (Deficiency) Revenues</b>					
Over Expenditures	\$ (26,017)	\$ 21,910	\$ 310	\$ 17,320	\$ 17,010

Working Capital, October 1	\$ (56,035)	\$ (82,052)	\$ (82,052)	\$ (81,742)	\$ 310
----------------------------	-------------	-------------	-------------	-------------	--------

Working Capital, September 30	\$ (82,052)	\$ (60,142)	\$ (81,742)	\$ (64,422)	\$ 17,320
-------------------------------	-------------	-------------	-------------	-------------	-----------

Days of Working Capital*	(27)	(19)	(26)	(20)
--------------------------	------	------	------	------

\*Calculated using Total Revenues



<b>City of Mesquite</b>
<b>Proposed Budget/General Obligation Bond Debt Service Fund</b>
<b>Fiscal Year 2019-2020</b>

	Actual 2017-18	Adopted 2018-19	Amended 2018-19	Proposed 2019-20	Variance
<b>Revenues:</b>					
Interest Income	\$ 43,712	\$ 60,000	\$ 60,000	\$ 60,000	\$ -
Transfer In - Roadway Impact Fee Fund	1,350,000	1,500,000	1,000,000	1,285,100	285,100
Transfer In - Capital Projects Reserve Fund	50,000	50,000	50,000	-	(50,000)
Transfer In - Capital Project Funds	-	-	-	-	-
Transfer In - General Fund	15,300,000	17,750,000	18,290,000	18,064,000	(226,000)
Transfer In - Water and Sewer Fund	522,020	1,072,020	1,072,020	1,030,000	(42,020)
Transfer In - 4B Sales Tax Fund	478,640	1,130,000	1,130,000	1,352,100	222,100
Transfer In - Airport Operating Fund	199,810	199,810	199,810	199,810	-
Transfer In - Other	1,188	-	-	-	-
<b>Total Revenues</b>	<b>\$ 17,945,370</b>	<b>\$ 21,761,830</b>	<b>\$ 21,801,830</b>	<b>\$ 21,991,010</b>	<b>\$ 189,180</b>
<b>Expenditures:</b>					
Principal	\$ 12,805,000	\$ 14,080,000	\$ 14,080,000	\$ 14,675,000	\$ 595,000
Interest	5,635,423	7,664,220	7,664,220	7,214,910	(449,310)
Other Expenditures	44,428	10,000	10,000	10,000	-
Fiscal Agent Fees	14,000	10,000	10,000	10,000	-
<b>Total Expenditures</b>	<b>\$ 18,498,851</b>	<b>\$ 21,764,220</b>	<b>\$ 21,764,220</b>	<b>\$ 21,909,910</b>	<b>\$ 145,690</b>
<b>Excess (Deficiency) Revenues</b>					
Over Expenditures	\$ (553,481)	\$ (2,390)	\$ 37,610	\$ 81,100	\$ 43,490
<b>Fund Balance, October 1</b>	<b>\$ 599,174</b>	<b>\$ 45,693</b>	<b>\$ 45,693</b>	<b>\$ 83,303</b>	<b>\$ 37,610</b>
<b>Fund Balance, September 30</b>	<b>\$ 45,693</b>	<b>\$ 43,303</b>	<b>\$ 83,303</b>	<b>\$ 164,403</b>	<b>\$ 81,100</b>

<b>City of Mesquite</b>
<b>Proposed Budget/Water and Sewer Revenue Bond Debt Service Fund</b>
<b>Fiscal Year 2019-20</b>

	Actual 2017-18	Adopted 2018-19	Amended 2018-19	Proposed 2019-20	Variance
<b>Revenues:</b>					
Transfer In - Water and Sewer Operating Fund	\$ 9,240,000	\$ 9,064,900	\$ 9,064,900	\$ 9,730,160	\$ 665,260
Transfer In - Water and Sewer Impact Fee Fund	364,400	400,000	400,000	400,000	-
<b>Total Revenues</b>	<b>\$ 9,604,400</b>	<b>\$ 9,464,900</b>	<b>\$ 9,464,900</b>	<b>\$ 10,130,160</b>	<b>\$ 665,260</b>
<b>Expenditures:</b>					
Principal	\$ 5,990,000	\$ 6,135,000	\$ 6,135,000	\$ 6,440,000	\$ 305,000
Interest	2,817,786	2,929,900	2,929,900	3,282,660	352,760
Other Expenditures	54,994	15,000	15,000	15,000	-
Fiscal Agent Fees	7,000	6,500	6,500	6,500	-
<b>Total Expenditures</b>	<b>\$ 8,869,780</b>	<b>\$ 9,086,400</b>	<b>\$ 9,086,400</b>	<b>\$ 9,744,160</b>	<b>\$ 657,760</b>
<b>Excess (Deficiency) Revenues</b>					
Over Expenditures	\$ 734,620	\$ 378,500	\$ 378,500	\$ 386,000	\$ 7,500
<b>Fund Balance, October 1</b>	<b>\$ 1,921,157</b>	<b>\$ 2,655,777</b>	<b>\$ 2,655,777</b>	<b>\$ 3,034,277</b>	<b>\$ 378,500</b>
<b>Fund Balance, September 30</b>	<b>\$ 2,655,777</b>	<b>\$ 3,034,277</b>	<b>\$ 3,034,277</b>	<b>\$ 3,420,277</b>	<b>\$ 386,000</b>

<b>City of Mesquite</b>
<b>Proposed Budget/Water and Sewer Revenue Reserve Fund</b>
<b>Fiscal Year 2019-20</b>

	Actual 2017-18	Adopted 2018-19	Amended 2018-19	Proposed 2019-20	Variance
<b>Revenues:</b>					
W&S Revenue Bond Sale Proceeds	\$ -	\$ -	\$ -	\$ -	\$ -
<b>Total Revenues</b>	<b>\$ -</b>	<b>\$ -</b>	<b>\$ -</b>	<b>\$ -</b>	<b>\$ -</b>
<b>Expenditures:</b>					
Transfer Out - Water and Sewer Debt Service Fund	\$ -	\$ -	\$ -	\$ -	\$ -
<b>Total Expenditures</b>	<b>\$ -</b>	<b>\$ -</b>	<b>\$ -</b>	<b>\$ -</b>	<b>\$ -</b>
<b>Excess (Deficiency) Revenues</b>					
Over Expenditures	\$ -	\$ -	\$ -	\$ -	\$ -
<b>Fund Balance, October 1</b>	<b>\$ 290,331</b>	<b>\$ 290,331</b>	<b>\$ 290,331</b>	<b>\$ 290,331</b>	<b>\$ -</b>
<b>Fund Balance, September 30</b>	<b>\$ 290,331</b>	<b>\$ 290,331</b>	<b>\$ 290,331</b>	<b>\$ 290,331</b>	<b>\$ -</b>

<b>City of Mesquite</b>
<b>Proposed Budget/Drainage Utility District Revenue Bond Debt Service Fund</b>
<b>Fiscal Year 2019-20</b>

	Actual 2017-18	Adopted 2018-19	Amended 2018-19	Proposed 2019-20	Variance
<b>Revenues:</b>					
Transfer In - DUD Operating Fund	\$ 508,000	\$ 395,970	\$ 395,970	\$ 460,610	\$ 64,640
Transfer In - TIRZ Fund	-	-	-	474,360	474,360
<b>Total Revenues</b>	<b>\$ 508,000</b>	<b>\$ 395,970</b>	<b>\$ 395,970</b>	<b>\$ 934,970</b>	<b>\$ 539,000</b>

<b>Expenditures:</b>					
Principal	\$ 450,000	\$ 360,000	\$ 360,000	\$ 585,000	\$ 225,000
Interest	46,726	35,220	35,220	347,970	312,750
Fiscal Agent Fees	750	750	750	2,000	1,250
<b>Total Expenditures</b>	<b>\$ 497,476</b>	<b>\$ 395,970</b>	<b>\$ 395,970</b>	<b>\$ 934,970</b>	<b>\$ 539,000</b>

<b>Excess (Deficiency) Revenues</b>					
Over Expenditures	\$ 10,524	\$ -	\$ -	\$ -	\$ -

<b>Fund Balance, October 1</b>	<b>\$ 197,108</b>	<b>\$ 207,632</b>	<b>\$ 207,632</b>	<b>\$ 207,632</b>	<b>\$ -</b>
--------------------------------	-------------------	-------------------	-------------------	-------------------	-------------

<b>Fund Balance, September 30</b>	<b>\$ 207,632</b>	<b>\$ 207,632</b>	<b>\$ 207,632</b>	<b>\$ 207,632</b>	<b>\$ -</b>
-----------------------------------	-------------------	-------------------	-------------------	-------------------	-------------

<b>City of Mesquite</b>
<b>Proposed Budget/Drainage Utility District Revenue Reserve Fund</b>
<b>Fiscal Year 2019-20</b>

	Actual 2017-18	Adopted 2018-19	Amended 2018-19	Proposed 2019-20	Variance
<b>Revenues:</b>					
DUD Revenue Bond Sale Proceeds	\$ -	\$ -	\$ -	\$ -	\$ -
<b>Total Revenues</b>	<b>\$ -</b>	<b>\$ -</b>	<b>\$ -</b>	<b>\$ -</b>	<b>\$ -</b>
<b>Expenditures:</b>					
Transfer Out - DUD Operating Fund	\$ 24,340	\$ 37,070	\$ 37,070	\$ -	\$ (37,070)
<b>Total Expenditures</b>	<b>\$ 24,340</b>	<b>\$ 37,070</b>	<b>\$ 37,070</b>	<b>\$ -</b>	<b>\$ (37,070)</b>
<b>Excess (Deficiency) Revenues</b>					
Over Expenditures	\$ (24,340)	\$ (37,070)	\$ (37,070)	\$ -	\$ 37,070
<b>Fund Balance, October 1</b>	<b>\$ 373,850</b>	<b>\$ 349,510</b>	<b>\$ 349,510</b>	<b>\$ 312,440</b>	<b>\$ (37,070)</b>
<b>Fund Balance, September 30</b>	<b>\$ 349,510</b>	<b>\$ 312,440</b>	<b>\$ 312,440</b>	<b>\$ 312,440</b>	<b>\$ -</b>

**City of Mesquite**  
**Proposed Budget/Group Medical Insurance Fund**  
**Fiscal Year 2019-20**

	Actual 2017-18	Adopted 2018-19	Amended 2018-19	Proposed 2019-20	Variance
<b>Revenues:</b>					
Transfer In - General Fund	\$ 500,000	\$ -	\$ -	\$ -	\$ -
Employer Contributions	10,370,000	11,163,570	11,163,570	11,413,570	250,000
Employee Contributions	1,458,839	1,892,000	1,750,000	1,750,000	-
Vision Insurance Premiums	64,212	35,000	125,000	120,000	(5,000)
Life Insurance Premiums	58,698	55,000	55,000	55,000	-
Dental Insurance Premiums	741,121	700,000	800,000	800,000	-
Supplemental Life Insurance Premiums	275,228	240,000	250,000	250,000	-
Long-term Disability Premiums	99,661	95,000	100,000	100,000	-
Health Insurance Surcharges	143,938	106,000	110,000	110,000	-
Critical Care Premiums	113,986	80,000	90,000	90,000	-
COBRA Medical Insurance Contributions	-	-	-	-	-
Health Clinic Copays	29,894	32,500	32,500	32,500	-
Health Clinic Pharmacy Copays	355,106	450,000	330,000	330,000	-
Retirees Medical Insurance Contributions	1,484,587	1,514,680	1,447,000	1,450,000	3,000
Health Claims Reimbursements	32,894	150,000	750,000	150,000	(600,000)
<b>Total Revenues</b>	<b>\$ 15,728,162</b>	<b>\$ 16,513,750</b>	<b>\$ 17,003,070</b>	<b>\$ 16,651,070</b>	<b>\$ (352,000)</b>

<b>Expenditures:</b>					
Health Claims	\$ 7,745,550	\$ 8,475,000	\$ 8,475,000	\$ 8,590,000	\$ 115,000
Pharmaceutical	2,456,950	2,550,000	2,550,000	2,550,000	-
Administrative Fee - Medical	512,994	125,200	125,200	207,000	81,800
HSA Contributions	1,164,825	1,400,000	1,400,000	1,200,000	(200,000)
Health Clinic Operating	461,702	513,500	513,500	510,000	(3,500)
Stop Loss Coverage Premium	366,881	416,750	416,750	450,000	33,250
Medicare Supplement Premiums	1,072,259	1,057,800	1,057,800	1,100,000	42,200
Health Claims - Vision	140,350	126,000	126,000	127,500	1,500
Dental Premiums - Managed Care	72,955	72,100	72,100	80,000	7,900
Dental Premiums - Indemnity	702,467	762,000	762,000	800,000	38,000
Life Insurance Premiums	334,763	310,000	330,000	350,000	20,000
Reserve Funding Claims	(178,230)	-	-	-	-
Professional Services	79,404	230,000	230,000	230,000	-
Miscellaneous	7,555	13,510	13,510	15,000	1,490
Employee Assistance Program	27,738	27,000	27,000	30,000	3,000
Employee Wellness Program	11,268	12,240	12,240	15,000	2,760
Critical Care Premiums	90,298	85,000	85,000	95,000	10,000
Long-term Disability Premiums	99,727	98,000	98,000	140,000	42,000
<b>Total Expenditures</b>	<b>\$ 15,169,455</b>	<b>\$ 16,274,100</b>	<b>\$ 16,294,100</b>	<b>\$ 16,489,500</b>	<b>\$ 195,400</b>

<b>Excess (Deficiency) Revenues</b>					
Over Expenditures	\$ 558,707	\$ 239,650	\$ 708,970	\$ 161,570	\$ (547,400)

Fund Balance, October 1	\$ (5,150,429)	\$ (4,591,722)	\$ (4,591,722)	\$ (3,882,752)	\$ 708,970
-------------------------	----------------	----------------	----------------	----------------	------------

Fund Balance, September 30	\$ (4,591,722)	\$ (4,352,072)	\$ (3,882,752)	\$ (3,721,182)	\$ 161,570
----------------------------	----------------	----------------	----------------	----------------	------------

<b>City of Mesquite</b>
<b>Proposed Budget/General Liability Insurance Fund</b>
<b>Fiscal Year 2019-20</b>

	Actual	Adopted	Amended	Proposed	Variance
	2017-18	2018-19	2018-19	2019-20	
<b>Revenues:</b>					
Interest Income	\$ 25,967	\$ 15,000	\$ 30,000	\$ 30,000	\$ -
Transfer In - General Fund	-	-	350,000	-	(350,000)
Transfer In - Water and Sewer Operating Fund	1,405,000	1,405,000	1,405,000	1,405,000	-
Workers' Compensation Contributions	1,794,348	1,740,000	1,677,830	1,697,800	19,970
Other Revenue	157,171	135,000	135,000	135,000	-
<b>Total Revenues</b>	<b>\$ 3,382,486</b>	<b>\$ 3,295,000</b>	<b>\$ 3,597,830</b>	<b>\$ 3,267,800</b>	<b>\$ (330,030)</b>
<b>Expenditures:</b>					
Personal Services	\$ 402,475	\$ 421,870	\$ 407,430	\$ 424,520	\$ 17,090
Legal Services/Court Costs	222,160	230,000	155,000	230,000	75,000
Consulting Services	-	-	-	-	-
Insurance Premiums	794,368	640,000	800,000	800,000	-
General Liability Claims	209,031	425,000	425,000	425,000	-
Reserve Funding Claims	(73,995)	-	-	-	-
Workers' Compensation Claims	1,244,211	1,250,000	1,600,000	1,250,000	(350,000)
Other Expenditures	71,486	130,460	205,460	130,460	(75,000)
<b>Total Expenditures</b>	<b>\$ 2,869,736</b>	<b>\$ 3,097,330</b>	<b>\$ 3,592,890</b>	<b>\$ 3,259,980</b>	<b>\$ (332,910)</b>
<b>Excess (Deficiency) Revenues</b>					
Over Expenditures	\$ 512,750	\$ 197,670	\$ 4,940	\$ 7,820	\$ 2,880
<b>Fund Balance, October 1</b>	<b>\$ (1,001,928)</b>	<b>\$ (489,178)</b>	<b>\$ (489,178)</b>	<b>\$ (484,238)</b>	<b>\$ 4,940</b>
<b>Fund Balance, September 30</b>	<b>\$ (489,178)</b>	<b>\$ (291,508)</b>	<b>\$ (484,238)</b>	<b>\$ (476,418)</b>	<b>\$ 7,820</b>

<b>City of Mesquite</b>
<b>Proposed Budget/Hotel Occupancy Tax Fund</b>
<b>Fiscal Year 2019-20</b>

	Actual 2017-18	Adopted 2018-19	Amended 2018-19	Proposed 2019-20	Variance
<b>Revenues:</b>					
Interest Income	28,662	\$ 18,000	\$ 25,000	\$ 28,000	\$ 3,000
Market Gain on Investments	(2,347)	-	-	-	-
Hotel Occupancy Tax	1,629,514	1,400,000	1,400,000	1,600,000	200,000
<b>Total Revenues</b>	<b>1,655,829</b>	<b>\$ 1,418,000</b>	<b>\$ 1,425,000</b>	<b>\$ 1,628,000</b>	<b>\$ 203,000</b>

<b>Expenditures:</b>					
Convention and Visitors Bureau	476,282	\$ 696,000	\$ 941,708	\$ 769,780	\$ (171,928)
Mesquite Arts Council, Inc.	192,128	174,000	174,000	185,710	11,710
Historic Mesquite, Inc.	192,128	174,000	174,000	185,710	11,710
Other Expenditures	99,650	135,000	135,000	137,400	2,400
Transfer Out - Conference Center Fund	58,000	-	-	-	-
Conference Center Marketing	148,934	200,000	200,000	200,000	-
<b>Total Expenditures</b>	<b>1,167,122</b>	<b>\$ 1,379,000</b>	<b>\$ 1,624,708</b>	<b>\$ 1,478,600</b>	<b>\$ (146,108)</b>

<b>Excess (Deficiency) Revenues</b>					
Over Expenditures	488,707	\$ 39,000	\$ (199,708)	\$ 149,400	\$ 349,108

Fund Balance, October 1	1,238,109	\$ 1,726,816	\$ 1,726,816	\$ 1,527,108	\$ (199,708)
-------------------------	-----------	--------------	--------------	--------------	--------------

Fund Balance, September 30	<u>1,726,816</u>	<u>\$ 1,765,816</u>	<u>\$ 1,527,108</u>	<u>\$ 1,676,508</u>	<u>\$ 149,400</u>
----------------------------	------------------	---------------------	---------------------	---------------------	-------------------



<b>City of Mesquite</b>
<b>Proposed Budget/Confiscated Seizure Fund</b>
<b>Fiscal Year 2019-20</b>

	Actual 2017-18	Adopted 2018-19	Amended 2018-19	Proposed 2019-20	Variance
<b>Revenues:</b>					
Interest Income	\$ 41,068	\$ 30,000	\$ 40,000	\$ 40,000	\$ -
Other Income	-	-	-		-
Court Awarded Proceeds	55,289	430,000	100,000	100,000	-
<b>Total Revenues</b>	<b>\$ 96,357</b>	<b>\$ 460,000</b>	<b>\$ 140,000</b>	<b>\$ 140,000</b>	<b>\$ -</b>
<b>Expenditures:</b>					
Supplies	\$ 131,686	\$ 95,000	\$ 343,025	\$ 86,000	\$ (257,025)
Contractual	174,587	235,800	497,800	254,300	(243,500)
Capital Outlay	862,358	-	504,863	-	(504,863)
<b>Total Expenditures</b>	<b>\$ 1,168,631</b>	<b>\$ 330,800</b>	<b>\$ 1,345,688</b>	<b>\$ 340,300</b>	<b>\$ (1,005,388)</b>
<b>Excess (Deficiency) Revenues</b>					
Over Expenditures	\$ (1,072,274)	\$ 129,200	\$ (1,205,688)	\$ (200,300)	\$ 1,005,388
<b>Fund Balance, October 1</b>	<b>\$ 2,802,836</b>	<b>\$ 1,730,562</b>	<b>\$ 1,730,562</b>	<b>\$ 524,874</b>	<b>\$ (1,205,688)</b>
<b>Fund Balance, September 30</b>	<b>\$ 1,730,562</b>	<b>\$ 1,859,762</b>	<b>\$ 524,874</b>	<b>\$ 324,574</b>	<b>\$ (200,300)</b>

<b>City of Mesquite</b>
<b>Proposed Budget/Photo Enforcement Fund</b>
<b>Fiscal Year 2019-20</b>

	Actual 2017-18	Adopted 2018-19	Amended 2018-19	Proposed 2019-20	Variance
<b>Revenues:</b>					
Interest Income	\$ 2,986	\$ 1,000	\$ 1,000	\$ -	\$ (1,000)
School Bus Camera Violation Proceeds	19,256	15,000	15,000	15,000	-
Red Light Camera Violation Proceeds	213,817	300,000	250,000	-	(250,000)
<b>Total Revenues</b>	<b>\$ 236,059</b>	<b>\$ 316,000</b>	<b>\$ 266,000</b>	<b>\$ 15,000</b>	<b>\$ (251,000)</b>
<b>Expenditures:</b>					
Contractual Services	\$ 15,909	\$ 150,000	\$ 20,000	\$ 20,000	\$ -
Transfer Out - General Fund	150,000	150,000	200,000	150,000	(50,000)
<b>Total Expenditures</b>	<b>\$ 165,909</b>	<b>\$ 300,000</b>	<b>\$ 220,000</b>	<b>\$ 170,000</b>	<b>\$ (50,000)</b>
<b>Excess (Deficiency) Revenues</b>					
Over Expenditures	\$ 70,150	\$ 16,000	\$ 46,000	\$ (155,000)	\$ (201,000)
<b>Fund Balance, October 1</b>	<b>\$ 48,895</b>	<b>\$ 119,045</b>	<b>\$ 119,045</b>	<b>\$ 165,045</b>	<b>\$ 46,000</b>
<b>Fund Balance, September 30</b>	<b>\$ 119,045</b>	<b>\$ 135,045</b>	<b>\$ 165,045</b>	<b>\$ 10,045</b>	<b>\$ (155,000)</b>

<b>City of Mesquite</b>
<b>Proposed Budget/Child Safety Fund</b>
<b>Fiscal Year 2019-20</b>

	Actual 2017-18	Adopted 2018-19	Amended 2018-19	Proposed 2019-20	Variance
<b>Revenues:</b>					
Interest Income	\$ -	\$ -	\$ -	\$ -	\$ -
Child Safety Fee	-	-	120,000	160,000	40,000
<b>Total Revenues</b>	<b>\$ -</b>	<b>\$ -</b>	<b>\$ 120,000</b>	<b>\$ 160,000</b>	<b>\$ 40,000</b>
<b>Expenditures:</b>					
Transfer Out - General Fund	\$ -	\$ -	\$ -	\$ 100,000	\$ 100,000
<b>Total Expenditures</b>	<b>\$ -</b>	<b>\$ -</b>	<b>\$ -</b>	<b>\$ 100,000</b>	<b>\$ 100,000</b>
<b>Excess (Deficiency) Revenues</b>					
Over Expenditures	\$ -	\$ -	\$ 120,000	\$ 60,000	\$ (60,000)
<b>Fund Balance, October 1</b>	<b>\$ -</b>	<b>\$ -</b>	<b>\$ -</b>	<b>\$ 120,000</b>	<b>\$ 120,000</b>
<b>Fund Balance, September 30</b>	<b>\$ -</b>	<b>\$ -</b>	<b>\$ 120,000</b>	<b>\$ 180,000</b>	<b>\$ 60,000</b>

<b>City of Mesquite</b>
<b>Proposed Budget/9-1-1 Service Fee Fund</b>
<b>Fiscal Year 2019-20</b>

	Actual 2017-18	Adopted 2018-19	Amended 2018-19	Proposed 2019-20	Variance
<b>Revenues:</b>					
9-1-1 Phone Charges	\$ 258,548	\$ 270,000	\$ 240,000	\$ 240,000	\$ -
Interest Income	1,136	-	-	-	-
Wireless 9-1-1 Phone Charges	715,325	735,000	715,000	715,000	-
<b>Total Revenues</b>	<b>\$ 975,008</b>	<b>\$ 1,005,000</b>	<b>\$ 955,000</b>	<b>\$ 955,000</b>	<b>\$ -</b>

<b>Expenditures:</b>					
Contractual Services	\$ 140,049	\$ 140,000	\$ 130,000	\$ 140,000	\$ 10,000
Transfer Out - General Fund	900,000	900,000	850,000	800,000	(50,000)
<b>Total Expenditures</b>	<b>\$ 1,040,049</b>	<b>\$ 1,040,000</b>	<b>\$ 980,000</b>	<b>\$ 940,000</b>	<b>\$ (40,000)</b>

<b>Excess (Deficiency) Revenues</b>					
Over Expenditures	\$ (65,041)	\$ (35,000)	\$ (25,000)	\$ 15,000	\$ 40,000

Fund Balance, October 1	\$ 101,183	\$ 36,142	\$ 36,142	\$ 11,142	\$ (25,000)
-------------------------	------------	-----------	-----------	-----------	-------------

Fund Balance, September 30	<u>\$ 36,142</u>	<u>\$ 1,142</u>	<u>\$ 11,142</u>	<u>\$ 26,142</u>	<u>\$ 15,000</u>
----------------------------	------------------	-----------------	------------------	------------------	------------------

**City of Mesquite**  
**Proposed Budget/Community Development Block Grant Program Fund**  
**Fiscal Year 2019-20**

	Actual 2017-18	Adopted 2018-19	Amended 2018-19	Proposed 2019-20	Variance
<b>Revenues:</b>					
Intergovernmental-Entitlement	\$ 1,168,580	\$ 1,099,865	\$ 1,493,060	\$ 1,128,827	\$ (364,233)
Intergovernmental-Neighborhood Stabilization	-	-	-	-	-
<b>Total Revenues</b>	<b>\$ 1,168,580</b>	<b>\$ 1,099,865</b>	<b>\$ 1,493,060</b>	<b>\$ 1,128,827</b>	<b>\$ (364,233)</b>

<b>Expenditures:</b>					
<b>2019-20 Projects</b>					
Administration	\$ -	\$ -	\$ -	\$ 85,000	\$ 85,000
Comprehensive Planning	-	-	-	97,280	97,280
Code Enforcement	-	-	-	245,485	245,485
Housing Rehabilitation	-	-	-	400,000	400,000
Mission East Dallas County Health Ministries	-	-	-	12,000	12,000
Mesquite Social Services	-	-	-	20,000	20,000
New Beginnings Center	-	-	-	40,000	40,000
Orphan Sidewalks	-	-	-	111,738	111,738
Sharing Life Outreach Program	-	-	-	30,000	30,000
Sharing Life Outreach Homelessness Transition Program	-	-	-	27,324	27,324
Summer Youth Internship Program	-	-	-	15,000	15,000
Senior Source Program	-	-	-	10,000	10,000
Visiting Nurse Association Program	-	-	-	15,000	15,000
Down Payment Assistance	-	-	-	20,000	20,000
<b>Total 2019-20 Projects</b>	<b>\$ -</b>	<b>\$ -</b>	<b>\$ -</b>	<b>\$ 1,128,827</b>	<b>\$ 1,128,827</b>

<b>Expenditures:</b>					
<b>2018-19 Projects</b>					
Administration	\$ -	\$ 76,471	\$ 96,270	\$ -	\$ (96,270)
Comprehensive Planning	-	60,000	94,100	-	(94,100)
Code Enforcement	-	44,605	202,380	-	(202,380)
Housing Rehabilitation	-	500,000	641,611	-	(641,611)
Mission East Dallas County Health Ministries	-	10,000	10,000	-	(10,000)
H.O.M.E.	-	-	12,960	-	(12,960)
Mesquite Social Services	-	20,000	23,600	-	(23,600)
New Beginnings Center	-	35,000	35,000	-	(35,000)
Orphan Sidewalks	-	253,810	253,810	-	(253,810)
Sharing Life Outreach Program	-	25,000	25,000	-	(25,000)
Sharing Life Outreach Homelessness Transition Program	-	45,900	45,900	-	(45,900)
Summer Youth Internship Program	-	14,079	11,469	-	(11,469)
Senior Source Program	-	5,000	5,000	-	(5,000)
Visiting Nurse Association Program	-	10,000	10,000	-	(10,000)
Down Payment Assistance	-	-	25,960	-	(25,960)
<b>Total 2018-19 Projects</b>	<b>\$ -</b>	<b>\$ 1,099,865</b>	<b>\$ 1,493,060</b>	<b>\$ -</b>	<b>\$ (1,493,060)</b>

<b>Expenditures:</b>					
<b>2017-18 Projects</b>					
Administration	\$ 65,239	\$ -	\$ -	\$ -	\$ -
Comprehensive Planning	54,930	-	-	-	-
Code Enforcement	191,950	-	-	-	-
Housing Rehabilitation	494,941	-	-	-	-
Mission East Dallas County Health Ministries	15,000	-	-	-	-
H.O.M.E.	3,000	-	-	-	-
New Beginnings Center	30,000	-	-	-	-
Orphan Sidewalks	75,000	-	-	-	-
Mesquite Social Services	26,400	-	-	-	-
Sharing Life Outreach Program	25,000	-	-	-	-
Sharing Life Outreach Homeless Transition Program	30,000	-	-	-	-
Summer Youth Internship Program	18,613	-	-	-	-
Neighborhood Development Program	131,600	-	-	-	-
<b>Total 2017-18 Projects</b>	<b>\$ 1,161,674</b>	<b>\$ -</b>	<b>\$ -</b>	<b>\$ -</b>	<b>\$ -</b>

<b>Total Expenditures - All Program Years</b>	<b>\$ 1,161,674</b>	<b>\$ 1,099,865</b>	<b>\$ 1,493,060</b>	<b>\$ 1,128,827</b>	<b>\$ (364,233)</b>
---	---------------------	---------------------	---------------------	---------------------	---------------------

<b>Excess (Deficiency) Revenues</b>					
Over Expenditures	\$ 6,906	\$ -	\$ -	\$ -	\$ -

<b>Fund Balance, October 1</b>	<b>\$ 0</b>	<b>\$ 6,906</b>	<b>\$ 6,906</b>	<b>\$ 6,906</b>	<b>\$ -</b>
--------------------------------	-------------	-----------------	-----------------	-----------------	-------------

<b>Fund Balance, September 30</b>	<b>\$ 6,906</b>	<b>\$ 6,906</b>	<b>\$ 6,906</b>	<b>\$ 6,906</b>	<b>\$ -</b>
-----------------------------------	-----------------	-----------------	-----------------	-----------------	-------------

<b>City of Mesquite</b>
<b>Proposed Budget/Housing Choice Voucher Program Fund</b>
<b>Fiscal Year 2019-20</b>

	Actual 2017-18	Adopted 2018-19	Amended 2018-19	Proposed 2019-20	Variance
<b>Revenues:</b>					
Interest Income	\$ 21,230	\$ 14,000	\$ 22,000	\$ 22,000	\$ -
Intergovernmental - Section 8 Voucher	12,950,685	13,103,000	13,103,000	13,103,000	-
<b>Total Revenues</b>	<b>\$ 12,971,915</b>	<b>\$ 13,117,000</b>	<b>\$ 13,125,000</b>	<b>\$ 13,125,000</b>	<b>\$ -</b>
<b>Expenditures:</b>					
Housing Choice Voucher Program	\$ 12,871,084	\$ 13,100,820	\$ 13,106,750	\$ 13,132,370	\$ 25,620
Transfer Out - General Fund	150,000	150,000	150,000	150,000	-
<b>Total Expenditures</b>	<b>\$ 13,021,084</b>	<b>\$ 13,250,820</b>	<b>\$ 13,256,750</b>	<b>\$ 13,282,370</b>	<b>\$ 25,620</b>
<b>Excess (Deficiency) Revenues</b>					
Over Expenditures	\$ (49,169)	\$ (133,820)	\$ (131,750)	\$ (157,370)	\$ (25,620)
Fund Balance, October 1	\$ 1,342,639	\$ 1,293,470	\$ 1,293,470	\$ 1,161,720	\$ (131,750)
Fund Balance, September 30	<u>\$ 1,293,470</u>	<u>\$ 1,159,650</u>	<u>\$ 1,161,720</u>	<u>\$ 1,004,350</u>	<u>\$ (157,370)</u>

<b>City of Mesquite</b>
<b>Proposed Budget/Public, Educational and Government Access Fund</b>
<b>Fiscal Year 2019-20</b>

	Actual 2017-18	Adopted 2018-19	Amended 2018-19	Proposed 2019-20	Variance
<b>Revenues:</b>					
Interest Income	\$ 10,778	\$ 7,000	\$ 10,000	\$ 10,000	\$ -
Cable TV PEG Fees	245,960	275,000	250,000	250,000	-
<b>Total Revenues</b>	<b>\$ 256,738</b>	<b>\$ 282,000</b>	<b>\$ 260,000</b>	<b>\$ 260,000</b>	<b>\$ -</b>
<b>Expenditures:</b>					
Contractual Services	\$ 159,202	\$ 162,000	\$ 162,000	\$ 187,000	\$ 25,000
Capital Outlay	219,505	77,870	125,000	75,000	(50,000)
<b>Total Expenditures</b>	<b>\$ 378,707</b>	<b>\$ 239,870</b>	<b>\$ 287,000</b>	<b>\$ 262,000</b>	<b>\$ (25,000)</b>
<b>Excess (Deficiency) Revenues</b>					
Over Expenditures	\$ (121,969)	\$ 42,130	\$ (27,000)	\$ (2,000)	\$ 25,000
<b>Fund Balance, October 1</b>	<b>\$ 744,838</b>	<b>\$ 622,869</b>	<b>\$ 622,869</b>	<b>\$ 595,869</b>	<b>\$ (27,000)</b>
<b>Fund Balance, September 30</b>	<b>\$ 622,869</b>	<b>\$ 664,999</b>	<b>\$ 595,869</b>	<b>\$ 593,869</b>	<b>\$ (2,000)</b>

<b>City of Mesquite</b>
<b>Proposed Budget/Mesquite Quality of Life Corporation Fund</b>
<b>Fiscal Year 2019-20</b>

	Actual 2016-17	Adopted 2018-19	Amended 2018-19	Proposed 2019-20	Variance
<b>Revenues:</b>					
Interest Income	\$ 48,625	\$ 40,000	\$ 40,000	\$ 45,000	\$ 5,000
Contributions and Reimbursements	56,780	-	70,000	-	(70,000)
Grants	1,865,511	146,500	3,198,871	142,000	(3,056,871)
Other Revenue	10,000	-	3,800,000	350,000	(3,450,000)
Special Use Sales Tax	10,947,601	10,940,000	10,940,000	10,994,700	54,700
<b>Total Revenues</b>	<b>\$ 12,928,516</b>	<b>\$ 11,126,500</b>	<b>\$ 18,048,871</b>	<b>\$ 11,531,700</b>	<b>\$ (6,517,171)</b>
<b>Expenditures:</b>					
Transportation Improvements	\$ 5,938,344	\$ 1,138,000	\$ 7,593,889	\$ 1,554,000	\$ (6,039,889)
Public Safety Improvements	29,139	1,136,000	1,142,861	25,000	(1,117,861)
Parks and Recreation Improvements	9,813,391	7,854,850	10,247,887	8,462,150	(1,785,737)
Administration	250,000	250,000	250,000	300,000	50,000
Transfer Out - GO Debt Service Fund	478,640	1,130,000	1,130,000	1,352,100	222,100
<b>Total Expenditures</b>	<b>\$ 16,509,514</b>	<b>\$ 11,508,850</b>	<b>\$ 20,364,636</b>	<b>\$ 11,693,250</b>	<b>\$ (8,671,386)</b>
<b>Excess (Deficiency) Revenues</b>					
Over Expenditures	\$ (3,580,998)	\$ (382,350)	\$ (2,315,765)	\$ (161,550)	\$ 2,154,215
<b>Fund Balance, October 1</b>	<b>\$ 6,086,769</b>	<b>\$ 2,505,771</b>	<b>\$ 2,505,771</b>	<b>\$ 190,006</b>	<b>\$ (2,315,765)</b>
<b>Fund Balance, September 30</b>	<b>\$ 2,505,771</b>	<b>\$ 2,123,421</b>	<b>\$ 190,006</b>	<b>\$ 28,456</b>	<b>\$ (161,550)</b>



<b>City of Mesquite</b>
<b>Proposed Budget/Municipal Court Technology Fund</b>
<b>Fiscal Year 2019-20</b>

	Actual 2017-18	Adopted 2018-19	Amended 2018-19	Proposed 2019-20	Variance
<b>Revenues:</b>					
Interest Income	\$ 2,915	\$ 2,000	\$ 2,500	\$ 2,500	\$ -
Municipal Court Technology Fee	69,548	70,000	70,000	70,000	-
<b>Total Revenues</b>	<b>\$ 72,463</b>	<b>\$ 72,000</b>	<b>\$ 72,500</b>	<b>\$ 72,500</b>	<b>\$ -</b>
<b>Expenditures:</b>					
Supplies	\$ 608	\$ 3,220	\$ 3,220	\$ 2,850	\$ (370)
Contractual Services	83,018	85,060	85,410	103,610	18,200
Capital Outlay	16,773	-	85,000	-	(85,000)
<b>Total Expenditures</b>	<b>\$ 100,399</b>	<b>\$ 88,280</b>	<b>\$ 173,630</b>	<b>\$ 106,460</b>	<b>\$ (67,170)</b>
<b>Excess (Deficiency) Revenues</b>					
Over Expenditures	\$ (27,936)	\$ (16,280)	\$ (101,130)	\$ (33,960)	\$ 67,170
<b>Fund Balance, October 1</b>	<b>\$ 185,718</b>	<b>\$ 157,782</b>	<b>\$ 157,782</b>	<b>\$ 56,652</b>	<b>\$ (101,130)</b>
<b>Fund Balance, September 30</b>	<b>\$ 157,782</b>	<b>\$ 141,502</b>	<b>\$ 56,652</b>	<b>\$ 22,692</b>	<b>\$ (33,960)</b>

**City of Mesquite**  
**Proposed Budget/Capital Project Reserve Fund**  
**Fiscal Year 2019-20**

	Actual 2017-18	Adopted 2018-19	Amended 2018-19	Proposed 2019-20	Variance
<b>Revenues:</b>					
Transfer In - General Fund	\$ 200,000	\$ 250,000	\$ 250,000	\$ 50,000	\$ (200,000)
Transfer In - TIRZ Funds	542,132	230,000	582,400	295,000	(287,400)
Other Revenue	336,875	60,000	1,234,604	60,000	(1,174,604)
Interest Income	23,809	15,000	40,000	40,000	-
<b>Total Revenues</b>	<b>\$ 1,102,815</b>	<b>\$ 555,000</b>	<b>\$ 2,107,004</b>	<b>\$ 445,000</b>	<b>\$ (1,662,004)</b>

<b>Expenditures:</b>					
Transfer Out - GO Debt Service Fund	\$ 50,000	\$ 50,000	\$ 50,000	\$ -	\$ (50,000)
Transfer Out - General Fund	500,000	-	500,000	-	(500,000)
Other - Dispatch Equipment	-	-	7,200	-	(7,200)
Developer Participation - Camelot	167,368	-	-	-	-
Developer Participation - Ashley	-	200,000	1,000,000	-	(1,000,000)
IH-20 Corridor Development	9,678	-	52,640	-	(52,640)
Community Vision and Strategic Plan	-	-	150,000	-	(150,000)
Comprehensive Plan Update	30,872	-	194,128	-	(194,128)
Major Thoroughfare Pavement Preservation	387,500	-	-	-	-
Military Parkway Trail Phase 2	17,442	-	5,078	-	(5,078)
Fire Station Placement Study	-	-	31,000	-	(31,000)
Land Acquisition - 508 Woodstream	-	-	10,000	-	(10,000)
Furniture Replacement	-	50,000	50,000	50,000	-
Land Acquisition - 925 McKenzie	-	-	971,491	-	(971,491)
Storm Damage	-	-	20,000	-	(20,000)
Safe Route to School Engineering Consultant	-	-	24,900	-	(24,900)
Administration	92,127	165,800	280,000	171,000	(109,000)
<b>Total Expenditures</b>	<b>\$ 1,254,987</b>	<b>\$ 465,800</b>	<b>\$ 3,346,437</b>	<b>\$ 221,000</b>	<b>\$ (3,125,437)</b>

<b>Excess (Deficiency) Revenues</b>					
Over Expenditures	\$ (152,172)	\$ 89,200	\$ (1,239,433)	\$ 224,000	\$ 1,463,433

Fund Balance, October 1	\$ 1,454,627	\$ 1,302,455	\$ 1,302,455	\$ 63,022	\$ (1,239,433)
-------------------------	--------------	--------------	--------------	-----------	----------------

Fund Balance, September 30	\$ 1,302,455	\$ 1,391,655	\$ 63,022	\$ 287,022	\$ 224,000
----------------------------	--------------	--------------	-----------	------------	------------

<b>City of Mesquite</b>
<b>Proposed Budget/Rodeo City Tax Increment Reinvestment Zone</b>
<b>Fiscal Year 2019-20</b>

	Actual 2017-18	Adopted 2018-19	Amended 2018-19	Proposed 2019-20	Variance
<b>Revenues:</b>					
City of Mesquite	\$ 127,771	\$ -	\$ 174,538	\$ 181,409	\$ 6,871
Interest Income	493	-	-	-	-
Mesquite Independent School District	326,729	-	-	-	-
<b>Total Revenues</b>	<b>\$ 454,993</b>	<b>\$ -</b>	<b>\$ 174,538</b>	<b>\$ 181,409</b>	<b>\$ 6,871</b>
<b>Expenditures:</b>					
Contractual Services	\$ -	\$ -	\$ -	\$ 54,102	\$ 54,102
Transfer Out - Capital Project Reserve Fund	287,132	-	332,400	50,000	(282,400)
<b>Total Expenditures</b>	<b>\$ 287,132</b>	<b>\$ -</b>	<b>\$ 332,400</b>	<b>\$ 104,102</b>	<b>\$ (228,298)</b>
<b>Excess (Deficiency) Revenues</b>					
Over Expenditures	\$ 167,861	\$ -	\$ (157,862)	\$ 77,307	\$ 235,169
<b>Fund Balance, October 1</b>	<b>\$ 0.26</b>	<b>\$ 167,862</b>	<b>\$ 167,862</b>	<b>\$ 10,000</b>	<b>\$ (157,862)</b>
<b>Fund Balance, September 30</b>	<b>\$ 167,862</b>	<b>\$ 167,862</b>	<b>\$ 10,000</b>	<b>\$ 87,307</b>	<b>\$ 77,307</b>

<b>City of Mesquite</b>
<b>Proposed Budget/Towne Centre Tax Increment Reinvestment Zone Fund</b>
<b>Fiscal Year 2019-20</b>

	Actual 2017-18	Adopted 2018-19	Amended 2018-19	Proposed 2019-20	Variance
<b>Revenues:</b>					
City of Mesquite	\$ 1,286,605	\$ 1,729,642	\$ 1,404,865	\$ 1,605,358	\$ 200,493
Mesquite Independent School District	3,300,603	3,832,364	3,230,225	3,428,711	198,486
Interest Income	199,077	-	-		-
<b>Total Revenues</b>	<b>\$ 4,786,285</b>	<b>\$ 5,562,006</b>	<b>\$ 4,635,090</b>	<b>\$ 5,034,069</b>	<b>\$ 398,979</b>

<b>Expenditures:</b>					
Personal Services	\$ 66,299	\$ 102,000	\$ 102,000	\$ 104,040	\$ 2,040
Contractual Services	1,411,556	952,000	902,000	1,172,040	270,040
Capital Outlay	419,150	4,572,766	14,012,483	6,895,767	(7,116,716)
Debt Service	601,798	-	-	474,360	474,360
Transfer Out - Capital Project Reserve Fund	130,000	130,000	130,000	130,000	-
<b>Total Expenditures</b>	<b>\$ 2,628,802</b>	<b>\$ 5,756,766</b>	<b>\$ 15,146,483</b>	<b>\$ 8,776,207</b>	<b>\$ (6,370,276)</b>

<b>Excess (Deficiency) Revenues</b>					
Over Expenditures	\$ 2,157,483	\$ (194,760)	\$ (10,511,393)	\$ (3,742,138)	\$ 6,769,255

<b>Fund Balance, October 1</b>	<b>\$ 12,096,396</b>	<b>\$ 14,253,879</b>	<b>\$ 14,253,879</b>	<b>\$ 3,742,486</b>	<b>\$ (10,511,393)</b>
--------------------------------	----------------------	----------------------	----------------------	---------------------	------------------------

<b>Fund Balance, September 30</b>	<b>\$ 14,253,879</b>	<b>\$ 14,059,119</b>	<b>\$ 3,742,486</b>	<b>\$ 348</b>	<b>\$ (3,742,138)</b>
-----------------------------------	----------------------	----------------------	---------------------	---------------	-----------------------

<b>City of Mesquite</b>
<b>Proposed Budget/Skyline Tax Increment Reinvestment Zone Fund</b>
<b>Fiscal Year 2019-20</b>

	Actual 2017-18	Adopted 2018-19	Amended 2018-19	Proposed 2019-20	Variance
<b>Revenues:</b>					
City of Mesquite	\$ -	\$ -	\$ -	\$ 216,450	\$ 216,450
Interest Income	-	-	-	-	-
<b>Total Revenues</b>	<b>\$ -</b>	<b>\$ -</b>	<b>\$ -</b>	<b>\$ 216,450</b>	<b>\$ 216,450</b>
<b>Expenditures:</b>					
Contractual Services	\$ -	\$ -	\$ -	\$ 216,000	\$ 216,000
<b>Total Expenditures</b>	<b>\$ -</b>	<b>\$ -</b>	<b>\$ -</b>	<b>\$ 216,000</b>	<b>\$ 216,000</b>
<b>Excess (Deficiency) Revenues</b>					
Over Expenditures	\$ -	\$ -	\$ -	\$ 450	\$ 450
<b>Fund Balance, October 1</b>	<b>\$ -</b>	<b>\$ -</b>	<b>\$ -</b>	<b>\$ -</b>	<b>\$ -</b>
<b>Fund Balance, September 30</b>	<b>\$ -</b>	<b>\$ -</b>	<b>\$ -</b>	<b>\$ 450</b>	<b>\$ 450</b>

<b>City of Mesquite</b>
<b>Proposed Budget/Gus Thomasson Tax Increment Reinvestment Zone Fund</b>
<b>Fiscal Year 2019-20</b>

	Actual 2017-18	Adopted 2018-19	Amended 2018-19	Proposed 2019-20	Variance
<b>Revenues:</b>					
City of Mesquite	\$ 49,006	\$ 148,248	\$ 62,986	\$ 196,420	\$ 133,434
Interest Income	994	-	-		-
<b>Total Revenues</b>	<b>\$ 50,000</b>	<b>\$ 148,248</b>	<b>\$ 62,986</b>	<b>\$ 196,420</b>	<b>\$ 133,434</b>
<b>Expenditures:</b>					
Contractual Services	\$ -	\$ 75,000	\$ 4,000	\$ 120,000	\$ 116,000
Transfer Out - Capital Project Reserve Fund	75,000	50,000	60,000	65,000	5,000
<b>Total Expenditures</b>	<b>\$ 75,000</b>	<b>\$ 125,000</b>	<b>\$ 64,000</b>	<b>\$ 185,000</b>	<b>\$ 121,000</b>
<b>Excess (Deficiency) Revenues Over Expenditures</b>	<b>\$ (25,000)</b>	<b>\$ 23,248</b>	<b>\$ (1,014)</b>	<b>\$ 11,420</b>	<b>\$ 12,434</b>
<b>Fund Balance, October 1</b>	<b>\$ 29,251</b>	<b>\$ 4,251</b>	<b>\$ 4,251</b>	<b>\$ 3,237</b>	<b>\$ (1,014)</b>
<b>Fund Balance, September 30</b>	<b>\$ 4,251</b>	<b>\$ 27,499</b>	<b>\$ 3,237</b>	<b>\$ 14,657</b>	<b>\$ 11,420</b>

<b>City of Mesquite</b>
<b>Proposed Budget/Town East / Skyline Tax Increment Reinvestment Zone Fund</b>
<b>Fiscal Year 2019-20</b>

	Actual 2017-18	Adopted 2018-19	Amended 2018-19	Proposed 2019-20	Variance
<b>Revenues:</b>					
City of Mesquite	\$ 64,827	\$ 270,301	\$ 103,913	\$ 110,000	\$ 6,087
Interest Income	151	-	-	-	-
<b>Total Revenues</b>	<b>\$ 64,978</b>	<b>\$ 270,301</b>	<b>\$ 103,913</b>	<b>\$ 110,000</b>	<b>\$ 6,087</b>
<b>Expenditures:</b>					
Debt Service - Skyline Dr Reconstruction	\$ -	\$ 200,000	\$ -	\$ -	\$ -
Transfer Out - Capital Project Reserve Fund	50,000	50,000	50,000	50,000	-
<b>Total Expenditures</b>	<b>\$ 50,000</b>	<b>\$ 250,000</b>	<b>\$ 50,000</b>	<b>\$ 50,000</b>	<b>\$ -</b>
<b>Excess (Deficiency) Revenues</b>					
Over Expenditures	\$ 14,978	\$ 20,301	\$ 53,913	\$ 60,000	\$ 6,087
<b>Fund Balance, October 1</b>	<b>\$ -</b>	<b>\$ 14,978</b>	<b>\$ 14,978</b>	<b>\$ 68,891</b>	<b>\$ 53,913</b>
<b>Fund Balance, September 30</b>	<b>\$ 14,978</b>	<b>\$ 35,279</b>	<b>\$ 68,891</b>	<b>\$ 128,891</b>	<b>\$ 60,000</b>

<b>City of Mesquite</b>
<b>Proposed Budget/Lucas Farms Tax Increment Reinvestment Zone Fund</b>
<b>Fiscal Year 2019-20</b>

	Actual 2017-18	Adopted 2018-19	Amended 2018-19	Proposed 2019-20	Variance
<b>Revenues:</b>					
City of Mesquite	\$ -	\$ -	\$ 15,255	\$ 4,439	\$ (10,816)
Interest Income	-	-	-	-	-
<b>Total Revenues</b>	<b>\$ -</b>	<b>\$ -</b>	<b>\$ 15,255</b>	<b>\$ 4,439</b>	<b>\$ (10,816)</b>
<b>Expenditures:</b>					
Transfer Out - Capital Project Reserve Fund	\$ -	\$ -	\$ 10,000	\$ -	\$ (10,000)
<b>Total Expenditures</b>	<b>\$ -</b>	<b>\$ -</b>	<b>\$ 10,000</b>	<b>\$ -</b>	<b>\$ (10,000)</b>
<b>Excess (Deficiency) Revenues Over Expenditures</b>	<b>\$ -</b>	<b>\$ -</b>	<b>\$ 5,255</b>	<b>\$ 4,439</b>	<b>\$ (816)</b>
<b>Fund Balance, October 1</b>	<b>\$ -</b>	<b>\$ -</b>	<b>\$ -</b>	<b>\$ 5,255</b>	<b>\$ 5,255</b>
<b>Fund Balance, September 30</b>	<b>\$ -</b>	<b>\$ -</b>	<b>\$ 5,255</b>	<b>\$ 9,694</b>	<b>\$ 4,439</b>



<b>City of Mesquite</b>
<b>Proposed Budget/Polo Ridge Tax Increment Reinvestment Zone Fund</b>
<b>Fiscal Year 2019-20</b>

	Actual 2017-18	Adopted 2018-19	Amended 2018-19	Proposed 2019-20	Variance
<b>Revenues:</b>					
City of Mesquite	\$ -	\$ -	\$ 12	\$ 52	\$ 40
Interest Income	-	-	-		-
<b>Total Revenues</b>	<b>\$ -</b>	<b>\$ -</b>	<b>\$ 12</b>	<b>\$ 52</b>	<b>\$ 40</b>
<b>Expenditures:</b>					
Contractual Services	\$ -	\$ -	\$ -	\$ -	\$ -
<b>Total Expenditures</b>	<b>\$ -</b>	<b>\$ -</b>	<b>\$ -</b>	<b>\$ -</b>	<b>\$ -</b>
<b>Excess (Deficiency) Revenues</b>					
Over Expenditures	\$ -	\$ -	\$ 12	\$ 52	\$ 40
<b>Fund Balance, October 1</b>	<b>\$ -</b>	<b>\$ -</b>	<b>\$ -</b>	<b>\$ 12</b>	<b>\$ 12</b>
<b>Fund Balance, September 30</b>	<b>\$ -</b>	<b>\$ -</b>	<b>\$ 12</b>	<b>\$ 64</b>	<b>\$ 52</b>

<b>City of Mesquite</b>
<b>Proposed Budget/Heartland Town Center Tax Increment Reinvestment Zone Fund</b>
<b>Fiscal Year 2019-20</b>

	Actual 2017-18	Adopted 2018-19	Amended 2018-19	Proposed 2019-20	Variance
<b>Revenues:</b>					
City of Mesquite	\$ -	\$ -	\$ -	\$ 111,036	\$ 111,036
Interest Income	-	-	-		-
<b>Total Revenues</b>	<b>\$ -</b>	<b>\$ -</b>	<b>\$ -</b>	<b>\$ 111,036</b>	<b>\$ 111,036</b>
<b>Expenditures:</b>					
Contractual Services	\$ -	\$ -	\$ -	\$ 111,036	\$ 111,036
<b>Total Expenditures</b>	<b>\$ -</b>	<b>\$ -</b>	<b>\$ -</b>	<b>\$ 111,036</b>	<b>\$ 111,036</b>
<b>Excess (Deficiency) Revenues</b>					
Over Expenditures	\$ -	\$ -	\$ -	\$ -	\$ -
<b>Fund Balance, October 1</b>	<b>\$ -</b>	<b>\$ -</b>	<b>\$ -</b>	<b>\$ -</b>	<b>\$ -</b>
<b>Fund Balance, September 30</b>	<b>\$ -</b>	<b>\$ -</b>	<b>\$ -</b>	<b>\$ -</b>	<b>\$ -</b>

<b>City of Mesquite</b>
<b>Proposed Budget/Roadway Impact Fee Fund</b>
<b>Fiscal Year 2019-20</b>

	Actual 2017-18	Adopted 2018-19	Amended 2018-19	Proposed 2019-20	Variance
<b>Revenues:</b>					
Contributions - Roadway Impact Fees	\$ 1,029,119	\$ 1,280,000	\$ 935,000	\$ 1,283,600	\$ 348,600
Interest Income	18,921	10,000	10,000	1,500	(8,500)
<b>Total Revenues</b>	<b>\$ 1,048,040</b>	<b>\$ 1,290,000</b>	<b>\$ 945,000</b>	<b>\$ 1,285,100</b>	<b>\$ 340,100</b>
<b>Expenditures:</b>					
Transfer Out - GO Debt Service Fund	\$ 1,350,000	\$ 1,500,000	\$ 1,000,000	\$ 1,285,100	\$ 285,100
<b>Total Expenditures</b>	<b>\$ 1,350,000</b>	<b>\$ 1,500,000</b>	<b>\$ 1,000,000</b>	<b>\$ 1,285,100</b>	<b>\$ 285,100</b>
<b>Excess (Deficiency) Revenues</b>					
Over Expenditures	\$ (301,960)	\$ (210,000)	\$ (55,000)	\$ -	\$ 55,000
<b>Fund Balance, October 1</b>	<b>\$ 434,648</b>	<b>\$ 132,688</b>	<b>\$ 132,688</b>	<b>\$ 77,688</b>	<b>\$ (55,000)</b>
<b>Fund Balance, September 30</b>	<b>\$ 132,688</b>	<b>\$ (77,312)</b>	<b>\$ 77,688</b>	<b>\$ 77,688</b>	<b>\$ -</b>

<b>City of Mesquite</b>
<b>Proposed Budget/Water and Sewer Impact Fee Fund</b>
<b>Fiscal Year 2019-20</b>

	Actual 2017-18	Adopted 2018-19	Amended 2018-19	Proposed 2019-20	Variance
<b>Revenues:</b>					
Contributions - Water Impact Fees	\$ 271,918	\$ 275,000	\$ 280,000	\$ 280,000	\$ -
Contributions - Sewer Impact Fees	107,064	100,000	125,000	125,000	-
Interest Income	4,689	2,600	3,500	3,500	-
<b>Total Revenues</b>	<b>\$ 383,671</b>	<b>\$ 377,600</b>	<b>\$ 408,500</b>	<b>\$ 408,500</b>	<b>\$ -</b>
<b>Expenditures:</b>					
Transfer Out - W&S Debt Service Fund	\$ 364,400	\$ 400,000	\$ 400,000	\$ 400,000	\$ -
<b>Total Expenditures</b>	<b>\$ 364,400</b>	<b>\$ 400,000</b>	<b>\$ 400,000</b>	<b>\$ 400,000</b>	<b>\$ -</b>
<b>Excess (Deficiency) Revenues</b>					
Over Expenditures	\$ 19,271	\$ (22,400)	\$ 8,500	\$ 8,500	\$ -
<b>Fund Balance, October 1</b>	<b>\$ 86,728</b>	<b>\$ 105,999</b>	<b>\$ 105,999</b>	<b>\$ 114,499</b>	<b>\$ 8,500</b>
<b>Fund Balance, September 30</b>	<b>\$ 105,999</b>	<b>\$ 83,599</b>	<b>\$ 114,499</b>	<b>\$ 122,999</b>	<b>\$ 8,500</b>

<b>City of Mesquite</b>
<b>Proposed Budget/Conference Center Capital Replacement Reserve Fund</b>
<b>Fiscal Year 2019-20</b>

	Actual 2017-18	Adopted 2018-19	Amended 2018-19	Proposed 2019-20	Variance
<b>Revenues:</b>					
Room Rental Proceeds	\$ 181,037	\$ 150,000	\$ 150,000	\$ 180,000	\$ 30,000
Interest Income	11,588	6,000	6,000	12,000	6,000
Transfer - In Hotel Occupancy Tax Fund	58,000	-	-	-	-
<b>Total Revenues</b>	<b>\$ 250,625</b>	<b>\$ 156,000</b>	<b>\$ 156,000</b>	<b>\$ 192,000</b>	<b>\$ 36,000</b>
<b>Expenditures:</b>					
Supplies	\$ -	\$ -	\$ -	\$ -	\$ -
Contractual Services	20,125	250,000	250,000	-	(250,000)
Capital Outlay	23,568	-	-	125,000	125,000
<b>Total Expenditures</b>	<b>\$ 43,693</b>	<b>\$ 250,000</b>	<b>\$ 250,000</b>	<b>\$ 125,000</b>	<b>\$ (125,000)</b>
<b>Excess (Deficiency) Revenues</b>					
Over Expenditures	\$ 206,932	\$ (94,000)	\$ (94,000)	\$ 67,000	\$ 161,000
<b>Fund Balance, October 1</b>	<b>\$ 574,233</b>	<b>\$ 781,165</b>	<b>\$ 781,165</b>	<b>\$ 687,165</b>	<b>\$ (94,000)</b>
<b>Fund Balance, September 30</b>	<b>\$ 781,165</b>	<b>\$ 687,165</b>	<b>\$ 687,165</b>	<b>\$ 754,165</b>	<b>\$ 67,000</b>