

ORDINANCE NO. 4593

AN ORDINANCE OF THE CITY OF MESQUITE, TEXAS, RATIFYING THE INCREASE OF PROPERTY TAX REVENUE REFLECTED IN THE 2018-19 FISCAL YEAR BUDGET FOR SAID PERIOD; PROVIDING A REPEALER CLAUSE; PROVIDING A SEVERABILITY CLAUSE; AND DECLARING AN EMERGENCY.

NOW, THEREFORE, BE IT ORDAINED BY THE CITY COUNCIL OF THE CITY OF MESQUITE, TEXAS:

SECTION 1. That the budget of the City of Mesquite, Texas (“City of Mesquite”), for the fiscal year beginning October 1, 2018, and ending September 30, 2019, a true and correct copy of which is attached hereto as Exhibit “A” and made a part hereof for all purposes (the “2018-19 Fiscal Year Budget”), has been adopted and approved by the City Council of the City of Mesquite.

SECTION 2. That the 2018-19 Fiscal Year Budget will require raising more revenue from property taxes than in the previous year.

SECTION 3. That the increase of property tax revenue as reflected in the 2018-19 Fiscal Year Budget is hereby ratified.

SECTION 4. That the said 2018-19 Fiscal Year Budget is attached hereto and shall be made a part of this ordinance the same as if copied in full herein.


SECTION 5. That the City Manager, or the City Manager’s designee, shall complete and attach a cover page to the 2018-19 Fiscal Year Budget containing all of the information required by Texas Local Government Code §102.007(d).

SECTION 6. That all ordinances or portions thereof in conflict with the provisions of this ordinance, to the extent of such conflict, are hereby repealed. To the extent that such ordinances or portions thereof are not in conflict herewith, the same shall remain in full force and effect.

SECTION 7. That should any word, sentence, clause, paragraph or provision of this ordinance be held to be invalid or unconstitutional, the validity of the remaining provisions of this ordinance shall not be affected and shall remain in full force and effect.


SECTION 8. That the necessity for ratifying the increase of property tax revenue as reflected in the 2018-19 Fiscal Year Budget, as required by the laws of the State of Texas, creates an urgency and emergency and requires that this ordinance shall take effect immediately from and after its passage.

DULY PASSED AND APPROVED by the City Council of the City of Mesquite, Texas,
on the 4th day of September, 2018.




Stan Pickett
Mayor

ATTEST:



Sonja Land
City Secretary

APPROVED:



Paula Anderson
Interim City Attorney

City of Mesquite, Texas

Fiscal Year 2018 – 2019 Annual Budget

This budget will raise more revenue from property taxes than last year's budget by an amount of \$7,472,000, which is a 15.84 percent increase from last year's budget. The property tax revenue to be raised from new property added to the tax roll this year is \$598,137.

Record Vote of the Governing Body

Mayor Stan Pickett	*
Mayor Pro Tem Dan Aleman	*
Deputy Mayor Pro Tem Tandy Boroughs	*
Councilmember Bruce Archer	*
Councilmember Jeff Casper	*
Councilmember Robert Miklos	*
Councilmember Greg Noschese	*

Municipal Property Tax Rates Per \$100 Valuation

	Fiscal Year <u>2017</u>	Fiscal Year <u>2018</u>
Property Tax Rate	.68700	*
Effective Tax Rate	.63222	.64134
Effective Maintenance and Operations Tax Rate	.57332	*
Rollback Tax Rate	.69627	.70565
Debt Rate	.23728	*

Total Municipal Debt Obligation \$185,140,000

The above is required by Section 102.007, Local Government Code, as amended by Senate Bill 656 of the 83rd Texas Legislature, effective September 1, 2013.

**After adoption, the required information will be shown on this cover sheet.*

City of Mesquite
Proposed Budget/Combined Summary
Fiscal Year 2018-19

Fund Type	Beginning			Ending
	Balances	Revenues/ Transfers In	Appropriations/ Transfers Out	Balances
	10/1/2018			9/30/2019
Operating Funds				
General Fund	\$ 20,275,453	\$ 123,353,180	\$ 123,343,020	\$ 20,285,613
Water and Sewer Fund	31,375,155	69,330,200	66,143,880	34,561,475
Drainage Utility District Fund	797,086	3,955,070	3,692,370	1,059,786
Airport Fund	70,579	2,150,260	2,138,340	82,499
Golf Course Fund	(35,965)	1,150,000	1,128,090	(14,055)
Total Operating Funds	\$ 52,482,308	\$ 199,938,710	\$ 196,445,700	\$ 55,975,318
Debt Service/Reserve Funds				
General Obligation Debt Service Fund	\$ 17,284	\$ 21,761,830	\$ 21,764,220	\$ 14,894
Water and Sewer Revenue Debt Service Fund	2,667,817	9,464,900	9,086,400	3,046,317
Water and Sewer Revenue Reserve Fund	290,331	-	-	290,331
Drainage Utility District Revenue Debt Service Fund	206,538	395,970	395,970	206,538
Drainage Utility District Revenue Reserve Fund	349,510	-	37,070	312,440
Total Debt Service/Reserve Funds	\$ 3,531,480	\$ 31,622,700	\$ 31,283,660	\$ 3,870,520
Internal Service Funds				
Group Medical Insurance Fund	\$ (5,143,089)	\$ 16,513,750	\$ 16,274,100	\$ (4,903,439)
General Liability Insurance Fund	(743,598)	3,295,000	3,097,330	(545,928)
Total Internal Service Funds	\$ (5,886,687)	\$ 19,808,750	\$ 19,371,430	\$ (5,449,367)
Special Revenue Funds				
Hotel Occupancy Tax Fund	\$ 1,219,677	\$ 1,418,000	\$ 1,379,000	\$ 1,258,677
Confiscated Seizure Fund	1,503,588	460,000	330,800	1,632,788
Photo Enforcement Fund	64,895	316,000	300,000	80,895
911 Service Fee Fund	66,183	1,005,000	1,040,000	31,183
Community Development Block Grant Program Fund	-	1,099,865	1,099,865	-
Housing Choice Voucher Program Fund	1,245,839	13,117,000	13,250,820	1,112,019
Public, Educational and Government Access Fund	716,838	282,000	239,870	758,968
4B Quality of Life Corporation Fund	441,834	11,126,500	11,508,850	59,484
Municipal Court Technology Fund	169,448	72,000	88,280	153,168
Total Special Revenue Funds	\$ 5,428,301	\$ 28,896,365	\$ 29,237,485	\$ 5,087,181
Capital Project Funds				
Capital Project Reserve Fund	\$ 71,500	\$ 555,000	\$ 465,800	\$ 160,700
Rodeo City Tax Increment Financing District Fund	0	-	-	0
Towne Center Tax Increment Financing District Fund	1,000,708	5,562,006	5,756,766	805,948
Gus Thomasson Tax Increment Financing District Fund	-	148,248	125,000	23,248
Town East/Skyline Tax Increment Financing District Fund	-	270,301	250,000	20,301
Roadway Impact Fee Fund	244,648	1,290,000	1,500,000	34,648
Water and Sewer Impact Fee Fund	94,928	377,600	400,000	72,528
Conference Center Capital Replacement Fund	325,127	156,000	250,000	231,127
Total Capital Project Funds	\$ 1,736,910	\$ 8,359,155	\$ 8,747,566	\$ 1,348,499
Less: Interfund Transfers		(39,234,770)	(41,734,770)	
Total All Funds	\$ 57,292,313	\$ 249,390,910	\$ 243,351,071	\$ 60,832,152

City of Mesquite
Proposed Budget/General Fund
Fiscal Year 2018-19

	Actual 2016-17	Adopted 2017-18	Amended 2017-18	Proposed 2018-19	Variance
Revenues:					
General Property Taxes	\$ 44,458,568	\$ 47,952,000	\$ 47,952,000	\$ 55,424,000	\$ 7,472,000
Gross Receipts Taxes	7,446,414	7,560,000	7,625,000	7,625,000	-
City Sales Taxes	33,020,884	32,520,000	32,905,000	33,105,000	200,000
Licenses and Permits	2,230,947	2,206,100	2,263,100	2,263,100	-
Fines and Forfeitures	3,095,807	2,872,000	2,902,000	2,902,000	-
Interest Income	247,343	300,000	324,000	324,000	-
Charges for Current Service	13,991,029	13,666,100	13,797,900	14,747,980	950,080
Other Revenues	1,879,964	842,100	1,422,100	922,100	(500,000)
Contributions and Donations	133,402	140,000	140,000	140,000	-
Intergovernmental Revenues	212,144	150,000	150,000	150,000	-
Transfers In	5,750,000	5,750,000	6,250,000	5,750,000	(500,000)
Total Revenues	\$ 112,466,500	\$ 113,958,300	\$ 115,731,100	\$ 123,353,180	\$ 7,622,080

Operating Expenditures:					
General Government	\$ 11,092,160	\$ 12,245,740	\$ 12,062,920	\$ 12,830,180	\$ 767,260
Housing and Community Services	1,533,307	1,837,210	1,722,160	1,754,630	32,470
Neighborhood Services	1,067,144	1,197,050	1,351,150	1,390,680	39,530
Library Services	2,041,203	2,176,600	2,085,820	2,153,840	68,020
Fire Service	26,537,481	26,863,680	27,347,932	28,773,210	1,425,278
Police Service	34,015,588	33,799,970	34,722,105	36,475,740	1,753,635
Public Works	12,230,520	13,112,890	12,165,187	13,808,110	1,642,923
Planning and Development Services	2,443,364	2,637,690	2,780,630	3,084,340	303,710
Parks and Recreation	1,862,499	728,930	1,074,830	2,322,640	1,247,810
Other Expenditures	2,889,745	3,848,420	4,372,890	2,749,650	(1,623,240)
Transfers Out	14,800,000	15,500,000	16,000,000	18,000,000	2,000,000
Total Expenditures	\$ 110,513,011	\$ 113,948,180	\$ 115,685,624	\$ 123,343,020	\$ 7,657,396

Excess (Deficiency) Revenues					
Over Expenditures	\$ 1,953,489	\$ 10,120	\$ 45,476	\$ 10,160	\$ (35,316)

Unassigned Beginning Fund Balance	\$ 17,003,515	\$ 18,312,289	\$ 18,312,289	\$ 18,357,765	\$ 45,476
Change in Unassigned Fund Balance	1,308,774	10,120	45,476	10,160	(35,316)
Unassigned Ending Fund Balance	\$ 18,312,289	\$ 18,322,409	\$ 18,357,765	\$ 18,367,925	\$ 10,160

Nonspendable/Assigned Beginning Fund Balance	\$ 1,272,973	\$ 1,917,688	\$ 1,917,688	\$ 1,917,688	\$ -
Change in Nonspendable/Assigned Fund Balance	644,715	-	-	-	-
Nonspendable/Assigned Fund Balance	\$ 1,917,688	\$ 1,917,688	\$ 1,917,688	\$ 1,917,688	\$ -

Total Fund Balance	\$ 20,229,977	\$ 20,240,097	\$ 20,275,453	\$ 20,285,613	\$ 10,160
---------------------------	----------------------	----------------------	----------------------	----------------------	------------------

Expenditures as % of Total Fund Balance	18.31%	17.76%	17.53%	16.45%
---	--------	--------	--------	--------

Expenditures as % of Unassigned Fund Balance	16.57%	16.08%	15.87%	14.89%
--	--------	--------	--------	--------

Days of Working Capital (Unassigned)	60	59	58	54
--------------------------------------	----	----	----	----

City of Mesquite
Proposed General Fund Revenues
Fiscal Year 2018-19

Revenue Source	Actual 2016-17	Adopted 2017-18	Amended 2017-18	Proposed 2018-19	Variance
General Property Tax					
Current Taxes	43,622,519	\$ 47,182,000	\$ 47,182,000	\$ 54,654,000	\$ 7,472,000
Delinquent Taxes	378,975	375,000	375,000	375,000	-
Interest and Penalties	457,074	395,000	395,000	395,000	-
Total General Property Tax	\$ 44,458,568	\$ 47,952,000	\$ 47,952,000	\$ 55,424,000	\$ 7,472,000

Gross Receipts					
Electrical	\$ 4,050,748	\$ 4,000,000	\$ 4,000,000	\$ 4,000,000	\$ -
Gas	1,072,270	950,000	1,000,000	1,000,000	-
Cable TV	1,258,872	1,585,000	1,585,000	1,585,000	-
Bingo	42,569	40,000	40,000	40,000	-
Commercial Sanitation	1,021,955	985,000	1,000,000	1,000,000	-
Total Gross Receipts	\$ 7,446,414	\$ 7,560,000	\$ 7,625,000	\$ 7,625,000	\$ -

Sales Tax					
General Sales Tax	\$ 32,748,330	\$ 32,250,000	\$ 32,635,000	\$ 32,835,000	\$ 200,000
Mixed Beverage Sales Tax	272,553	270,000	270,000	270,000	-
Total Sales Tax	\$ 33,020,884	\$ 32,520,000	\$ 32,905,000	\$ 33,105,000	\$ 200,000

Licenses, Permits and Fees					
Building Permits	\$ 668,178	\$ 660,000	\$ 660,000	\$ 660,000	\$ -
Electrical Permits	29,001	22,000	30,000	30,000	-
Plumbing Permits	83,298	75,000	85,000	85,000	-
Health Permits	168,628	160,000	160,000	160,000	-
Mechanical Permits	34,755	27,000	35,000	35,000	-
Sign Permits	72,675	55,000	70,000	70,000	-
Inspection Fees	15,655	25,000	25,000	25,000	-
Food Handlers and Manager Fees	34,860	50,000	50,000	50,000	-
Liquid Waste Permits	9,100	9,000	9,000	9,000	-
Telecommunications/ROW Fees	448,174	500,000	500,000	500,000	-
Apartment Licenses	175,357	173,000	173,000	173,000	-
Plan Review Fees	124,680	110,000	110,000	110,000	-
Dog Licenses	8,329	8,500	8,500	8,500	-
Other Miscellaneous Licenses	1,865	1,900	1,800	1,800	-
Certificate of Occupancy	37,370	40,000	40,000	40,000	-
Contractor Registration	159,700	140,000	140,000	140,000	-
Fire Sprinkler Permits	15,573	9,000	20,000	20,000	-
Miscellaneous Fire Permits	50,998	45,000	50,000	50,000	-
Police Alarm Permits	35,712	50,000	50,000	50,000	-
Public Pool Operator Permit	16,950	17,000	17,000	17,000	-
Other Miscellaneous Permits	40,090	28,700	28,800	28,800	-
Total Licenses and Permits	\$ 2,230,947	\$ 2,206,100	\$ 2,263,100	\$ 2,263,100	\$ -

City of Mesquite
Proposed General Fund Revenues
Fiscal Year 2018-19

Revenue Source	Actual 2016-17	Adopted 2017-18	Amended 2017-18	Proposed 2018-19	Variance
Fines and Forfeitures					
Traffic Fines	\$ 2,319,633	\$ 2,275,000	\$ 2,275,000	\$ 2,275,000	\$ -
Criminal Fines	432,815	350,000	350,000	350,000	-
City Ordinances	89,680	50,000	80,000	80,000	-
Arrest Fee	97,800	75,000	75,000	75,000	-
Child Safety Fee	7,958	10,000	10,000	10,000	-
Uniform Traffic Act Fee	37,655	27,000	27,000	27,000	-
Municipal Court Building Security	60,222	45,000	45,000	45,000	-
Court Time Payment Fee	50,044	40,000	40,000	40,000	-
Total Fines and Forfeitures	\$ 3,095,807	\$ 2,872,000	\$ 2,902,000	\$ 2,902,000	\$ -

Interest Income					
Interest on Investments	\$ 259,585	\$ 280,000	\$ 324,000	\$ 324,000	\$ -
Market Gain on Investments	(12,242)	20,000	-	-	-
Total Interest Income	\$ 247,343	\$ 300,000	\$ 324,000	\$ 324,000	\$ -

Charges for Current Services					
MISD Tax Appropriations	\$ 408,551	\$ 513,500	\$ 513,500	\$ 593,580	\$ 80,080
Board of Adjustment Fees	13,500	10,000	10,000	10,000	-
Grass and Weed Charges	286,125	300,000	300,000	300,000	-
Compost Materials Charges	219,785	210,000	210,000	210,000	-
Other Miscellaneous Revenues	24,205	12,500	12,500	12,500	-
Public Health Program Charges	20,650	21,000	21,000	21,000	-
Animal Adoption Fee	105,711	130,000	130,000	130,000	-
Ambulance Fees	2,117,430	2,003,000	2,005,000	2,005,000	-
Pound Fees	27,885	30,000	30,000	30,000	-
Accident Reports	13,576	15,000	15,000	15,000	-
Miscellaneous Public Safety Revenues	145,165	130,000	145,000	145,000	-
False Alarm Fees	54,427	30,000	50,000	50,000	-
Abandoned Vehicle Notification	22,290	17,000	20,000	20,000	-
Waste Collection and Disposal	8,125,593	7,957,000	8,012,000	8,882,000	870,000
Public Works Inspection Fees	313,764	245,000	245,000	245,000	-
Engineering Plan Review Fees	88,275	90,000	90,000	90,000	-
Library Fees	41,156	50,000	1,300	1,300	-
Photocopy Charges	30,204	31,000	31,000	31,000	-
Pavilion Reservations	37,983	35,000	35,000	35,000	-
Reservations	325,439	315,200	320,700	320,700	-
Concessions	9,253	8,000	8,000	8,000	-
Registration Fees	45,348	61,500	51,500	51,500	-
Athletic Field Reservations	15,507	12,000	10,000	10,000	-
User Fees	905,147	815,000	905,000	905,000	-
Athletic Fees	159,419	168,000	160,000	160,000	-
Day Camp Fees	1,169	3,000	3,000	3,000	-
Tennis Admissions	14,625	20,000	20,000	20,000	-
Program Fees	69,583	66,000	76,000	76,000	-

City of Mesquite
Proposed General Fund Revenues
Fiscal Year 2018-19

Revenue Source	Actual 2016-17	Adopted 2017-18	Amended 2017-18	Proposed 2018-19	Variance
Tennis Shop Sales	\$ 3,768	\$ 5,000	\$ 5,000	\$ 5,000	\$ -
Tennis Lessons	15,588	17,000	17,000	17,000	-
Swimming Pool Charges	325,717	340,000	340,000	340,000	-
Miscellaneous Charges for Services	4,195	5,400	5,400	5,400	-
Golf Course Fees	-	-	-	-	-
Total Charges for Current Services	\$ 13,991,029	\$ 13,666,100	\$ 13,797,900	\$ 14,747,980	\$ 950,080

Other Revenues

Service Charges on Returned Checks	\$ 14,071	\$ 15,000	\$ 15,000	\$ 15,000	\$ -
Auctions	296,593	325,000	400,000	400,000	-
Planning and Zoning Fees	53,976	55,000	55,000	55,000	-
Garbage Bags	66,495	65,000	65,000	65,000	-
Lease and Rent Income	79,312	80,000	80,000	80,000	-
Sale of Compost Material	139,180	175,000	175,000	175,000	-
Prior Year Expenditures	42,857	40,000	40,000	40,000	-
Recyclable Items Sale	20,228	35,000	40,000	40,000	-
Miscellaneous	1,148,878	34,100	534,100	34,100	(500,000)
Blue Bag Program	18,375	18,000	18,000	18,000	-
Total Other Revenues	\$ 1,879,964	\$ 842,100	\$ 1,422,100	\$ 922,100	\$ (500,000)

Contributions and Donations

Special Events	\$ 68,093	\$ 100,000	\$ 100,000	\$ 100,000	\$ -
Summer Sizzle Festival	65,309	40,000	40,000	40,000	-
Total Contributions and Donations	\$ 133,402	\$ 140,000	\$ 140,000	\$ 140,000	\$ -

Intergovernmental Revenues

State Grant	\$ 212,144	\$ 150,000	\$ 150,000	\$ 150,000	\$ -
Total Intergovernmental Revenues	\$ 212,144	\$ 150,000	\$ 150,000	\$ 150,000	\$ -

Transfers In

Capital Project Reserve Fund	\$ -	\$ -	\$ 500,000	\$ -	\$ (500,000)
Special Revenue Funds	1,200,000	1,200,000	1,200,000	1,200,000	-
Water and Sewer Operating Fund	4,550,000	4,550,000	4,550,000	4,550,000	-
Total Transfers In	\$ 5,750,000	\$ 5,750,000	\$ 6,250,000	\$ 5,750,000	\$ (500,000)

Total General Fund Revenues	\$ 112,466,500	\$ 113,958,300	\$ 115,731,100	\$ 123,353,180	\$ 7,622,080
------------------------------------	-----------------------	-----------------------	-----------------------	-----------------------	---------------------

City of Mesquite
Proposed General Fund Expenditures
Fiscal Year 2018-19

<u>Governmental Activity</u>	Actual 2016-17	Adopted 2017-18	Amended 2017-18	Proposed 2018-19	Variance
General Government					
City Council	\$ 108,320	\$ 147,190	\$ 146,660	\$ 157,490	\$ 10,830
City Manager	1,268,716	1,390,900	1,281,670	1,477,640	195,970
Economic Development	335,464	350,530	396,480	498,520	102,040
Communications and Marketing	425,613	580,770	629,080	578,040	(51,040)
Mesquite Arts Center	148,708	147,010	116,780	166,930	50,150
Facility Maintenance	2,373,607	2,569,380	2,533,990	2,591,910	57,920
City Secretary	451,194	498,950	547,260	513,590	(33,670)
City Attorney	1,022,284	1,183,120	1,157,300	1,255,570	98,270
Human Resources Administration	1,018,161	1,123,600	1,117,720	1,183,450	65,730
Risk Management	313,098	331,210	376,030	391,870	15,840
Finance Administration	346,757	357,340	359,740	476,810	117,070
Accounting	494,916	498,500	556,850	575,950	19,100
Warehouse	235,637	242,500	240,330	250,800	10,470
Printshop/Mailroom	276,667	281,180	281,240	288,390	7,150
Purchasing	370,988	423,380	415,680	440,390	24,710
Transportation Pool	3,564	4,200	3,200	3,500	300
Central Copy	91,064	141,710	141,710	179,400	37,690
Tax Office	739,260	756,320	761,970	808,470	46,500
Municipal Court	1,148,810	1,180,210	1,265,860	1,296,170	30,310
Budget and Financial Analysis	389,958	413,700	398,610	441,260	42,650
Information Technology	2,472,493	2,540,490	2,661,354	2,963,810	302,456
Telecommunications	151,274	202,330	202,040	210,770	8,730
LESS: Work Order Credits					
Economic Development	-	-	(106,400)	(115,000)	(8,600)
Communications and Marketing	(45,563)	(45,570)	(45,570)	(45,570)	-
Mesquite Arts Center	(35,600)	(35,600)	(35,600)	(35,600)	-
Risk Management Services	(324,268)	(331,210)	(376,030)	(391,870)	(15,840)
Finance Administration	-	-	(138,770)	(165,800)	(27,030)
Information Technology	(2,472,493)	(2,540,490)	(2,661,354)	(2,963,810)	(302,456)
Printshop/Mailroom	(26,077)	(20,000)	(20,000)	(20,000)	-
Central Copy	(184,337)	(141,710)	(141,710)	(179,400)	(37,690)
Transportation Pool	(6,056)	(4,200)	(3,200)	(3,500)	(300)
Total General Government	\$ 11,092,160	\$ 12,245,740	\$ 12,062,920	\$ 12,830,180	\$ 767,260

Housing and Community Services					
Administration	\$ 214,066	\$ 151,570	\$ 61,460	\$ 62,200	\$ 740
Animal Services	962,944	1,286,660	1,271,680	1,301,290	29,610
Public Health Clinic	83,719	108,810	91,530	110,480	18,950
STAR Transit	208,000	210,000	210,000	190,000	(20,000)
Volunteer Services	64,579	80,170	87,490	90,660	3,170
Total Housing and Community Services	\$ 1,533,307	\$ 1,837,210	\$ 1,722,160	\$ 1,754,630	\$ 32,470

Neighborhood Services					
Administration	\$ 200,324	\$ 198,610	\$ 278,520	\$ 295,090	\$ 16,570
Environmental Code	866,819	845,550	975,150	922,920	(52,230)
Neighborhood Vitality	-	152,890	97,480	172,670	75,190
Total Neighborhood Services	\$ 1,067,144	\$ 1,197,050	\$ 1,351,150	\$ 1,390,680	\$ 39,530

Library Services					
Administration	\$ 770,180	\$ 713,500	\$ 841,010	\$ 721,770	\$ (119,240)
North Branch	559,711	582,940	575,510	549,460	(26,050)
Central Branch	711,312	880,160	669,300	882,610	213,310
Total Library Services	\$ 2,041,203	\$ 2,176,600	\$ 2,085,820	\$ 2,153,840	\$ 68,020

City of Mesquite
Proposed General Fund Expenditures
Fiscal Year 2018-19

Governmental Activity	Actual 2016-17	Adopted 2017-18	Amended 2017-18	Proposed 2018-19	Variance
Fire Service					
Administration	\$ 1,278,206	\$ 1,242,200	\$ 1,395,972	\$ 1,264,110	\$ (131,862)
Operations	21,477,843	22,496,820	22,069,340	24,087,040	2,017,700
Emergency Medical Services	1,223,027	1,141,920	1,242,240	1,184,780	(57,460)
Fire Prevention	1,336,460	1,283,030	1,370,610	1,512,010	141,400
Training	1,010,531	480,440	1,051,140	498,490	(552,650)
Emergency Management	211,415	219,270	218,630	226,780	8,150
Total Fire Service	\$ 26,537,481	\$ 26,863,680	\$ 27,347,932	\$ 28,773,210	\$ 1,425,278

Police Service					
Administration	\$ 1,032,585	\$ 1,052,550	\$ 1,052,690	\$ 1,123,730	\$ 71,040
Patrol and Traffic Division	17,503,757	16,927,260	17,702,230	18,779,850	1,077,620
Criminal Investigations	6,747,221	6,719,070	6,765,474	7,135,740	370,266
School Resource Officers	1,380,691	2,511,680	2,653,422	2,996,000	342,578
Technical Services	6,823,794	6,785,100	6,678,880	6,880,020	201,140
Staff Support Services	1,385,527	1,349,350	1,492,480	1,349,760	(142,720)
LESS: Work Order Credits					
Administration	(456)	-	-	-	-
Patrol and Traffic	(796,379)	(275,360)	(275,360)	(275,360)	-
Criminal Investigations	(49,033)	(21,000)	(21,000)	(16,000)	5,000
School Resource Officers	(7,728)	(1,248,680)	(1,326,711)	(1,498,000)	(171,289)
Technical Services	(1,503)	-	-	-	-
Staff Support Services	(2,887)	-	-	-	-
Total Police Service	\$ 34,015,588	\$ 33,799,970	\$ 34,722,105	\$ 36,475,740	\$ 1,753,635

Public Works					
Administration	\$ 392,582	\$ 510,060	\$ 373,170	\$ 539,380	\$ 166,210
Traffic Engineering	1,167,803	1,207,050	1,217,830	1,237,940	20,110
Street Lighting	1,129,498	1,234,650	1,230,107	1,234,930	4,823
Engineering	484,752	470,860	465,110	489,500	24,390
Solid Waste Collection	5,526,769	5,599,750	5,631,670	6,036,560	404,890
Compost Facility Operations	594,920	512,480	501,170	506,240	5,070
Street Maintenance	2,999,312	3,110,330	2,970,650	3,375,280	404,630
Equipment Services	4,746,431	5,148,730	5,047,810	5,244,300	196,490
LESS: Work Order Credits					
Traffic Engineering	(202,055)	(197,520)	(197,520)	(197,520)	-
Engineering	(876,409)	(750,000)	(1,500,000)	(1,000,000)	500,000
Street Maintenance	(166,732)	(5,500)	(5,500)	(5,500)	-
Equipment Services	(3,566,350)	(3,728,000)	(3,569,310)	(3,653,000)	(83,690)
Total Public Works	\$ 12,230,520	\$ 13,112,890	\$ 12,165,187	\$ 13,808,110	\$ 1,642,923

Planning and Development Services					
Administration	\$ 296,742	\$ 308,130	\$ 429,760	\$ 302,170	\$ (127,590)
Building Inspection	1,152,064	1,113,640	1,273,520	1,533,500	259,980
Licensing and Compliance	487,647	586,940	515,010	552,000	36,990
Repair and Demolition	59,642	90,000	50,000	50,000	-
Planning and Zoning	361,196	443,460	420,350	554,770	134,420
Historical Preservation	121,812	131,260	127,730	127,640	(90)
LESS: Work Order Credits					
Historical Preservation	(35,738)	(35,740)	(35,740)	(35,740)	-
Total Planning and Development Services	\$ 2,443,364	\$ 2,637,690	\$ 2,780,630	\$ 3,084,340	\$ 303,710

City of Mesquite
Proposed General Fund Expenditures
Fiscal Year 2018-19

Governmental Activity	Actual 2016-17	Adopted 2017-18	Amended 2017-18	Proposed 2018-19	Variance
Parks and Recreation					
Administration	\$ 462,539	\$ 511,870	\$ 525,090	\$ 540,720	\$ 15,630
Park Operations	3,561,114	3,604,170	3,575,920	3,810,140	234,220
Tennis Center	139,682	120,370	131,390	124,970	(6,420)
Recreation Administration	1,651,282	1,276,680	1,599,670	1,279,800	(319,870)
Summer Sizzle Festival	112,516	105,000	102,700	102,700	-
Special Events	150,443	148,030	163,280	162,330	(950)
Florence Community Center	88,849	99,950	100,100	101,570	1,470
Lakeside Activity Center	20,633	20,570	20,570	20,830	260
Shaw Gymnasium	434	6,650	6,650	7,200	550
Goodbar Activity Center	8,980	15,450	17,800	17,700	(100)
Athletic Programs	495,586	525,050	504,720	525,420	20,700
Evans Community Center	214,789	211,420	218,900	227,890	8,990
Scott Dunford Community Center	73,343	83,820	70,830	74,920	4,090
Westlake House	4,278	4,840	4,800	5,050	250
Rutherford Community Center	146,466	153,970	152,860	158,180	5,320
Day Camp	7,294	11,900	10,550	10,550	-
Thompson School Gymnasium	-	6,000	6,000	6,800	800
Afterschool Adventures Program	115,254	122,630	118,900	127,440	8,540
Senior Program	411,295	265,260	367,390	281,410	(85,980)
Summer Camp Program	81,893	74,150	104,550	105,840	1,290
City Lake Pool	170,710	201,930	205,540	202,210	(3,330)
Town East Pool	131,129	149,730	144,230	139,710	(4,520)
Vanston Pool	136,531	126,300	135,300	152,770	17,470
Marlins Swim Team	19,221	19,840	21,740	40,340	18,600
Total Parks and Recreation Expenditures	8,204,261	7,865,580	8,309,480	8,226,490	(82,990)
LESS: Work Order Credits					
Park Facilities and Operations - 4B	(6,295,862)	(7,085,650)	(7,185,650)	(5,854,850)	1,330,800
Town East Pool - MISD	(34,063)	(35,000)	(35,000)	(35,000)	-
Florence Community Center - MISD	(11,837)	(16,000)	(14,000)	(14,000)	-
Total Parks and Recreation	\$ 1,862,499	\$ 728,930	\$ 1,074,830	\$ 2,322,640	\$ 1,247,810

Other Expenditures					
Insurance	\$ 1,342,000	\$ 1,334,600	\$ 1,462,630	\$ 1,444,480	\$ (18,150)
Reserves	456,937	831,820	1,128,260	851,670	(276,590)
Foreclosed Properties	934	2,000	2,000	1,500	(500)
Public Safety Equipment	1,089,874	1,680,000	1,780,000	452,000	(1,328,000)
Total Other Expenditures	\$ 2,889,745	\$ 3,848,420	\$ 4,372,890	\$ 2,749,650	\$ (1,623,240)

Other Financing Uses					
Transfer Out - Group Medical Insurance Fund		\$ -	\$ 500,000	\$ -	\$ (500,000)
Transfer Out - Capital Project Reserve Fund		200,000	200,000	250,000	50,000
Transfer Out - GO Debt Service Fund	14,800,000	15,300,000	15,300,000	17,750,000	2,450,000
Total Other Financing Uses	\$ 14,800,000	\$ 15,500,000	\$ 16,000,000	\$ 18,000,000	\$ 2,000,000

Total General Fund Expenditures	\$ 110,513,011	\$ 113,948,180	\$ 115,685,624	\$ 123,343,020	\$ 7,657,396
--	-----------------------	-----------------------	-----------------------	-----------------------	---------------------

City of Mesquite
Proposed Budget/Water and Sewer Operating Fund
Fiscal Year 2018-19

	Actual	Adopted	Amended	Proposed	Variance
	2016-17	2017-18	2017-18	2018-19	
Revenues:					
Water Sales	\$ 32,592,843	\$ 34,500,000	\$ 34,500,000	\$ 36,052,500	\$ 1,552,500
Water Taps and Connections	20,101	25,000	25,000	25,000	-
Penalty Income	657,868	650,000	650,000	650,000	-
Collection/Charged off Bills	10,681	17,000	17,000	17,000	-
Reconnect Fees & Transfer Fees	339,126	353,000	353,000	353,000	-
Sale of Bulk Water	1,152,395	925,000	925,000	750,000	(175,000)
Sewer Service	27,197,864	28,060,000	28,060,000	29,322,700	1,262,700
Lower East Fork Sewer Line	1,282,244	1,451,770	1,451,770	1,500,000	48,230
Sewer Backflow Inspections	64,550	60,000	60,000	60,000	-
Interest Income	156,279	100,000	300,000	300,000	-
Miscellaneous	419,576	300,000	300,000	300,000	-
Total Revenues	\$ 63,893,526	\$ 66,441,770	\$ 66,641,770	\$ 69,330,200	\$ 2,688,430

Operating Expenditures:					
Administration	\$ 465,841	\$ 427,280	\$ 430,830	\$ 525,710	\$ 94,880
Utility Billing	3,561,005	3,883,670	3,895,350	4,170,440	275,090
Water Sewer Engineering	21,922	119,330	120,450	127,300	6,850
Infrastructure Maintenance	66,905	173,060	180,250	277,330	97,080
GIS Operations	593,221	597,870	602,580	654,460	51,880
Water Production	21,202,119	23,727,280	23,751,850	26,090,750	2,338,900
Meter Services	936,376	1,036,480	1,080,220	1,056,760	(23,460)
Water Distribution	2,051,647	2,206,780	2,235,230	2,296,840	61,610
Wastewater Collection	1,493,900	1,558,870	1,577,130	1,804,770	227,640
Wastewater Treatment	8,583,912	9,379,810	9,379,810	9,939,600	559,790
NTMWD-East Fork Sewer Line	1,311,860	1,451,770	1,451,770	1,500,000	48,230
Other Expenditures	476,279	399,450	429,450	399,450	(30,000)
Capital Outlay	1,090,672	920,400	1,006,900	751,550	(255,350)
Transfer Out - General Liability Insurance Fund	1,405,000	1,405,000	1,405,000	1,405,000	-
Transfer Out - General Fund	4,550,000	4,550,000	4,550,000	4,550,000	-
Transfer Out - GO Debt Service Fund	1,692,748	522,020	522,020	1,072,020	550,000
Transfer Out - W&S Debt Service Fund	7,800,407	9,240,000	9,240,000	9,064,900	(175,100)
Reserves	440,997	457,000	457,000	457,000	-
Total Expenditures	\$ 57,744,811	\$ 62,056,070	\$ 62,315,840	\$ 66,143,880	\$ 3,828,040

Excess (Deficiency) Revenues					
Over Expenditures	\$ 6,148,715	\$ 4,385,700	\$ 4,325,930	\$ 3,186,320	\$ (1,139,610)

Working Capital, October 1	\$ 20,900,510	\$ 27,049,225	\$ 27,049,225	\$ 31,375,155	\$ 4,325,930
----------------------------	---------------	---------------	---------------	---------------	--------------

Working Capital, September 30	\$ 27,049,225	\$ 31,434,925	\$ 31,375,155	\$ 34,561,475	\$ 3,186,320
-------------------------------	---------------	---------------	---------------	---------------	--------------

Days of Working Capital	171	185	184	191	
-------------------------	-----	-----	-----	-----	--

City of Mesquite
Proposed Budget/Drainage Utility District Operating Fund
Fiscal Year 2018-19

	Actual 2016-17	Adopted 2017-18	Amended 2017-18	Proposed 2018-19	Variance
Revenues:					
Interest Income	\$ 8,033	\$ 8,000	\$ 18,000	\$ 18,000	\$ -
Residential Drainage Fees	2,024,135	1,980,000	1,980,000	2,000,000	20,000
Commercial Drainage Fees	1,959,371	1,800,000	1,800,000	1,900,000	100,000
Transfer In - DUD Revenue Reserve Fund	17,570	24,340	24,340	37,070	12,730
Total Revenues	\$ 4,009,109	\$ 3,812,340	\$ 3,822,340	\$ 3,955,070	\$ 132,730

	Actual 2016-17	Adopted 2017-18	Amended 2017-18	Proposed 2018-19	Variance
Expenditures					
TPDES Permit Program Operatons	\$ 520,197	\$ 543,180	\$ 577,280	\$ 595,200	\$ 17,920
Street Sweeping Program	194,450	205,010	190,270	201,200	10,930
Capital Outlay	46,633	139,740	221,660	-	(221,660)
Transfer Out - DUD Debt Service Fund	485,654	508,000	508,000	395,970	(112,030)
Transfer Out - DUD Capital Project Fund	2,500,000	2,500,000	2,500,000	2,500,000	-
Total Expenditures	\$ 3,746,933	\$ 3,895,930	\$ 3,997,210	\$ 3,692,370	\$ (304,840)

Excess (Deficiency) Revenues					
Over Expenditures	\$ 262,176	\$ (83,590)	\$ (174,870)	\$ 262,700	\$ 437,570

Working Capital, October 1	\$ 709,780	\$ 971,956	\$ 971,956	\$ 797,086	\$ (174,870)
----------------------------	------------	------------	------------	------------	--------------

Working Capital, September 30	<u>\$ 971,956</u>	<u>\$888,366</u>	<u>\$797,086</u>	<u>\$1,059,786</u>	<u>\$262,700</u>
-------------------------------	-------------------	------------------	------------------	--------------------	------------------

Days of Working Capital	95	83	73	105	
-------------------------	----	----	----	-----	--

City of Mesquite
Proposed Budget/Airport Operating Fund
Fiscal Year 2018-19

	Actual 2016-17	Adopted 2017-18	Amended 2017-18	Proposed 2018-19	Variance
Revenues:					
Hangar Rentals	\$ 530,233	\$ 631,820	\$ 587,280	\$ 621,060	\$ 33,780
Tie Downs	7,221	7,500	7,500	7,500	-
Fuel Sales	1,083,468	1,274,740	1,274,740	1,443,250	168,510
Oil Sales	2,049	2,000	2,000	2,000	-
Airport Lease Receipts	14,669	13,170	13,170	13,450	280
Airport Tenant Utility Receipts	10,469	3,500	5,000	5,000	-
Airport Pilot Supplies	1,934	2,500	8,000	8,000	-
Other Revenues	4,600	50,000	50,000	50,000	-
Total Revenues	\$ 1,654,643	\$ 1,985,230	\$ 1,947,690	\$ 2,150,260	\$ 202,570

Operating Expenditures:					
Personal Services	\$ 389,046	\$ 435,410	\$ 422,150	\$ 517,940	\$ 95,790
Supplies - Fuel	725,843	917,810	917,810	934,850	17,040
Supplies - Other	13,305	11,480	11,480	19,180	7,700
Contractual Services	294,343	310,400	319,570	446,560	126,990
Capital Outlay	2,286	3,000	3,090	20,000	16,910
Transfer Out - GO Debt Service Fund	199,804	199,810	199,810	199,810	-
Total Expenditures	\$ 1,624,626	\$ 1,877,910	\$ 1,873,910	\$ 2,138,340	\$ 264,430

Excess (Deficiency) Revenues					
Over Expenditures	\$ 30,017	\$ 107,320	\$ 73,780	\$ 11,920	\$ (61,860)

Working Capital, October 1	\$ (33,218)	\$ (3,201)	\$ (3,201)	\$ 70,579	\$ 73,780
----------------------------	-------------	------------	------------	-----------	-----------

Working Capital, September 30	<u>\$ (3,201)</u>	<u>\$ 104,119</u>	<u>\$ 70,579</u>	<u>\$ 82,499</u>	<u>\$ 11,920</u>
-------------------------------	-------------------	-------------------	------------------	------------------	------------------

Days of Working Capital	(1)	20	14	14
-------------------------	-----	----	----	----

City of Mesquite
Proposed Budget/Golf Course Operating Fund
Fiscal Year 2018-19

	Actual 2016-17	Adopted 2017-18	Amended 2017-18	Proposed 2018-19	Variance
Revenues:					
Green Fees	\$ 487,516	\$ 605,000	\$ 605,000	\$ 605,000	\$ -
Cart Rental Fees	326,714	312,000	312,000	312,000	-
Driving Range Fees	71,480	70,000	70,000	70,000	-
Concessions	86,271	95,000	95,000	95,000	-
Pro Shop Merchandise Sales	44,088	50,000	50,000	50,000	-
Mesquite Private Golf Club	-	8,000	8,000	8,000	-
Other Revenues	22,782	10,000	10,000	10,000	-
Total Revenues	\$ 1,038,851	\$ 1,150,000	\$ 1,150,000	\$ 1,150,000	\$ -

Operating Expenditures:					
Personal Services	\$ 711,089	\$ 689,090	\$ 694,310	\$ 680,940	\$ (13,370)
Supplies - Pro Shop Merchandise	36,111	40,000	40,000	40,000	-
Supplies - Other	98,024	109,720	109,740	80,720	(29,020)
Contractual Services	180,989	217,070	215,880	248,430	32,550
Capital Outlay	-	-	-	-	-
Capital Lease - Golf Carts	68,673	70,000	70,000	78,000	8,000
Total Expenditures	\$ 1,094,887	\$ 1,125,880	\$ 1,129,930	\$ 1,128,090	\$ (1,840)

Excess (Deficiency) Revenues					
Over Expenditures	\$ (56,035)	\$ 24,120	\$ 20,070	\$ 21,910	\$ 1,840

Working Capital, October 1	\$ -	\$ (56,035)	\$ (56,035)	\$ (35,965)	\$ 20,070
----------------------------	------	-------------	-------------	-------------	-----------

Working Capital, September 30	<u>\$ (56,035)</u>	<u>\$ (31,915)</u>	<u>\$ (35,965)</u>	<u>\$ (14,055)</u>	<u>\$ 21,910</u>
-------------------------------	--------------------	--------------------	--------------------	--------------------	------------------

Days of Working Capital	(19)	(10)	(12)	(5)
-------------------------	------	------	------	-----

City of Mesquite
Proposed Budget/General Obligation Bond Debt Service Fund
Fiscal Year 2018-19

	Actual 2016-17	Adopted 2017-18	Amended 2017-18	Proposed 2018-19	Variance
Revenues:					
Interest Income	\$ 6,891	\$ -	\$ -	\$ 60,000	\$ 60,000
Transfer In - Roadway Impact Fee Fund	458,175	1,350,000	1,350,000	1,500,000	150,000
Transfer In - Capital Projects Reserve Fund	-	50,000	50,000	50,000	-
Transfer In - Capital Project Funds	2,751	-	-	-	-
Transfer In - General Fund	14,800,000	15,300,000	15,300,000	17,750,000	2,450,000
Transfer In - Water and Sewer Fund	1,692,748	522,020	522,020	1,072,020	550,000
Transfer In - 4B Sales Tax Fund	324,081	478,640	478,640	1,130,000	651,360
Transfer In - Airport Operating Fund	199,804	199,810	199,810	199,810	-
Total Revenues	\$ 17,484,450	\$ 17,900,470	\$ 17,900,470	\$ 21,761,830	\$ 3,801,360
Expenditures:					
Principal	\$ 10,630,000	\$ 12,805,000	\$ 12,805,000	\$ 14,080,000	\$ 1,275,000
Interest	6,218,879	5,657,360	5,657,360	7,664,220	2,006,860
Other Expenditures	109,064	10,000	10,000	10,000	-
Fiscal Agent Fees	12,500	10,000	10,000	10,000	-
Total Expenditures	\$ 16,970,443	\$ 18,482,360	\$ 18,482,360	\$ 21,764,220	\$ 3,281,860
Excess (Deficiency) Revenues					
Over Expenditures	\$ 514,007	\$ (581,890)	\$ (581,890)	\$ (2,390)	\$ 519,500
Fund Balance, October 1	\$ 85,167	\$ 599,174	\$ 599,174	\$ 17,284	\$ (581,890)
Fund Balance, September 30	\$ 599,174	\$ 17,284	\$ 17,284	\$ 14,894	\$ (62,390)

City of Mesquite
Proposed Budget/Water and Sewer Revenue Bond Debt Service Fund
Fiscal Year 2018-19

	Actual 2016-17	Adopted 2017-18	Amended 2017-18	Proposed 2018-19	Variance
Revenues:					
Transfer In - Water and Sewer Operating Fund	\$ 7,800,407	\$ 9,240,000	\$ 9,240,000	\$ 9,064,900	\$ (175,100)
Transfer In - Water and Sewer Impact Fee Fund	450,000	364,400	364,400	400,000	35,600
Total Revenues	\$ 8,250,407	\$ 9,604,400	\$ 9,604,400	\$ 9,464,900	\$ (139,500)
Expenditures:					
Principal	\$ 5,585,000	\$ 5,990,000	\$ 5,990,000	\$ 6,135,000	\$ 145,000
Interest	2,535,037	2,846,240	2,846,240	2,929,900	83,660
Other Expenditures	112,916	15,000	15,000	15,000	-
Fiscal Agent Fees	6,250	6,500	6,500	6,500	-
Total Expenditures	\$ 8,239,204	\$ 8,857,740	\$ 8,857,740	\$ 9,086,400	\$ 228,660
Excess (Deficiency) Revenues					
Over Expenditures	\$ 11,203	\$ 746,660	\$ 746,660	\$ 378,500	\$ (368,160)
Fund Balance, October 1	\$ 1,909,954	\$ 1,921,157	\$ 1,921,157	\$ 2,667,817	\$ 746,660
Fund Balance, September 30	\$ 1,921,157	\$ 2,667,817	\$ 2,667,817	\$ 3,046,317	\$ 378,500

City of Mesquite
Proposed Budget/Drainage Utility District Revenue Bond Debt Service Fund
Fiscal Year 2018-19

	Actual 2016-17	Adopted 2017-18	Amended 2017-18	Proposed 2018-19	Variance
Revenues:					
Transfer In - DUD Operating Fund	\$ 488,169	\$ 508,000	\$ 508,000	\$ 395,970	\$ (112,030)
Total Revenues	\$ 488,169	\$ 508,000	\$ 508,000	\$ 395,970	\$ (112,030)

Expenditures:					
Principal	\$ 435,000	\$ 450,000	\$ 450,000	\$ 360,000	\$ (90,000)
Interest	59,580	47,820	47,820	35,220	(12,600)
Fiscal Agent Fees	750	750	750	750	-
Total Expenditures	\$ 495,330	\$ 498,570	\$ 498,570	\$ 395,970	\$ (102,600)

Excess (Deficiency) Revenues					
Over Expenditures	\$ (7,161)	\$ 9,430	\$ 9,430	\$ -	\$ (9,430)

Fund Balance, October 1	\$ 204,269	\$ 197,108	\$ 197,108	\$ 206,538	\$ 9,430
--------------------------------	-------------------	-------------------	-------------------	-------------------	-----------------

Fund Balance, September 30	\$ 197,108	\$ 206,538	\$ 206,538	\$ 206,538	\$ -
-----------------------------------	-------------------	-------------------	-------------------	-------------------	-------------

City of Mesquite
Proposed Budget/Water and Sewer Revenue Reserve Fund
Fiscal Year 2018-19

	Actual 2016-17	Adopted 2017-18	Amended 2017-18	Proposed 2018-19	Variance
Revenues:					
W&S Revenue Bond Sale Proceeds	\$ -	\$ -	\$ -	\$ -	\$ -
Total Revenues	\$ -	\$ -	\$ -	\$ -	\$ -
Expenditures:					
Transfer Out - Water and Sewer Debt Service Fund	\$ -	\$ -	\$ -	\$ -	\$ -
Total Expenditures	\$ -	\$ -	\$ -	\$ -	\$ -
Excess (Deficiency) Revenues					
Over Expenditures	\$ -	\$ -	\$ -	\$ -	\$ -
Fund Balance, October 1	\$ 290,331	\$ 290,331	\$ 290,331	\$ 290,331	\$ -
Fund Balance, September 30	\$ 290,331	\$ 290,331	\$ 290,331	\$ 290,331	\$ -

City of Mesquite
Proposed Budget/Drainage Utility District Revenue Reserve Fund
Fiscal Year 2018-19

	Actual 2016-17	Adopted 2017-18	Amended 2017-18	Proposed 2018-19	Variance
Revenues:					
DUD Revenue Bond Sale Proceeds	\$ -	\$ -	\$ -	\$ -	\$ -
Total Revenues	\$ -	\$ -	\$ -	\$ -	\$ -
Expenditures:					
Transfer Out - DUD Operating Fund	\$ 17,570	\$ 24,340	\$ 24,340	\$ 37,070	\$ 12,730
Total Expenditures	\$ 17,570	\$ 24,340	\$ 24,340	\$ 37,070	\$ 12,730
Excess (Deficiency) Revenues					
Over Expenditures	\$ (17,570)	\$ (24,340)	\$ (24,340)	\$ (37,070)	\$ (12,730)
Fund Balance, October 1	\$ 391,420	\$ 373,850	\$ 373,850	\$ 349,510	\$ (24,340)
Fund Balance, September 30	\$ 373,850	\$ 349,510	\$ 349,510	\$ 312,440	\$ (37,070)

City of Mesquite
Proposed Budget/Group Medical Insurance Fund
Fiscal Year 2018-19

	Actual 2016-17	Adopted 2017-18	Amended 2017-18	Proposed 2018-19	Variance
Revenues:					
Transfer In - General Fund	\$ -	\$ -	\$ 500,000	\$ -	\$ (500,000)
Employer Contributions	10,298,033	10,370,000	11,370,000	11,163,570	(206,430)
Employee Contributions	1,685,011	1,720,000	1,720,000	1,892,000	172,000
Vision Insurance Premiums	42,662	35,000	35,000	35,000	-
Life Insurance Premiums	54,311	55,000	55,000	55,000	-
Dental Insurance Premiums	737,067	700,000	700,000	700,000	-
Supplemental Life Insurance Premiums	259,141	240,000	240,000	240,000	-
Long-term Disability Premiums	98,963	95,000	95,000	95,000	-
Health Insurance Surcharges	88,691	106,000	106,000	106,000	-
Critical Care Premiums	86,210	80,000	80,000	80,000	-
COBRA Medical Insurance Contributions	-	-	-	-	-
Health Clinic Copays	33,516	32,500	32,500	32,500	-
Health Clinic Pharmacy Copays	388,195	450,000	450,000	450,000	-
Retirees Medical Insurance Contributions	1,426,284	1,450,000	1,450,000	1,514,680	64,680
Health Claims Reimbursements	401,451	150,000	150,000	150,000	-
Total Revenues	\$ 15,599,534	\$ 15,483,500	\$ 16,983,500	\$ 16,513,750	\$ (469,750)

Expenditures:					
Health Claims	\$ 8,127,749	\$ 8,400,000	\$ 8,400,000	\$ 8,475,000	\$ 75,000
Pharmaceutical	2,594,988	3,000,000	3,000,000	2,550,000	(450,000)
Administrative Fee - Medical	586,017	452,500	452,500	125,200	(327,300)
HSA Contributions	1,415,125	1,400,000	1,400,000	1,400,000	-
Health Clinic Operating	452,300	513,500	513,500	513,500	-
Stop Loss Coverage Premium	330,764	416,750	416,750	416,750	-
Medicare Supplement Premiums	1,018,938	1,057,800	1,057,800	1,057,800	-
Health Claims - Vision	112,752	126,000	126,000	126,000	-
Dental Premiums - Managed Care	69,307	72,100	72,100	72,100	-
Dental Premiums - Indemnity	680,062	762,000	762,000	762,000	-
Life Insurance Premiums	315,755	310,000	310,000	310,000	-
Reserve Funding Claims	240,320	-	-	-	-
Professional Services	102,805	230,000	230,000	230,000	-
Miscellaneous	9,755	13,510	13,510	13,510	-
Employee Assistance Program	26,974	27,000	27,000	27,000	-
Employee Wellness Program	4,598	12,000	12,000	12,240	240
Critical Care Premiums	86,286	85,000	85,000	85,000	-
Long-term Disability Premiums	96,790	98,000	98,000	98,000	-
Total Expenditures	\$ 16,271,285	\$ 16,976,160	\$ 16,976,160	\$ 16,274,100	\$ (702,060)

Excess (Deficiency) Revenues					
Over Expenditures	\$ (671,751)	\$ (1,492,660)	\$ 7,340	\$ 239,650	\$ 232,310

Fund Balance, October 1	\$ (4,478,678)	\$ (5,150,429)	\$ (5,150,429)	\$ (5,143,089)	\$ 7,340
--------------------------------	-----------------------	-----------------------	-----------------------	-----------------------	-----------------

Fund Balance, September 30	\$ (5,150,429)	\$ (6,643,089)	\$ (5,143,089)	\$ (4,903,439)	\$ 239,650
-----------------------------------	-----------------------	-----------------------	-----------------------	-----------------------	-------------------

City of Mesquite
Proposed Budget/General Liability Insurance Fund
Fiscal Year 2018-19

	Actual	Adopted	Amended	Proposed	Variance
	2016-17	2017-18	2017-18	2018-19	
Revenues:					
Interest Income	\$ 9,089	\$ 7,500	\$ 15,000	\$ 15,000	\$ -
Market Gain on Investments	(799)	-	-	-	-
Transfer In - Water and Sewer Operating Fund	1,405,000	1,405,000	1,405,000	1,405,000	-
Workers' Compensation Contributions	1,747,078	1,640,500	1,740,000	1,740,000	-
Other Revenue	52,064	25,000	135,000	135,000	-
Total Revenues	\$ 3,212,432	\$ 3,078,000	\$ 3,295,000	\$ 3,295,000	\$ -

Expenditures:					
Personal Services	\$ 355,480	\$ 361,210	\$ 361,210	\$ 421,870	\$ 60,660
Legal Services/Court Costs	226,369	200,000	230,000	230,000	-
Consulting Services	-	-	-	-	-
Insurance Premiums	701,425	640,000	640,000	640,000	-
General Liability Claims	537,667	425,000	425,000	425,000	-
Reserve Funding Claims	176,491	-	-	-	-
Workers' Compensation Claims	877,165	1,250,000	1,250,000	1,250,000	-
Other Expenditures	128,793	20,460	130,460	130,460	-
Total Expenditures	\$ 3,003,389	\$ 2,896,670	\$ 3,036,670	\$ 3,097,330	\$ 60,660

Excess (Deficiency) Revenues					
Over Expenditures	\$ 209,043	\$ 181,330	\$ 258,330	\$ 197,670	\$ (60,660)

Fund Balance, October 1	\$ (1,210,971)	\$ (1,001,928)	\$ (1,001,928)	\$ (743,598)	\$ 258,330
-------------------------	----------------	----------------	----------------	--------------	------------

Fund Balance, September 30	\$ (1,001,928)	\$ (820,598)	\$ (743,598)	\$ (545,928)	\$ 197,670
----------------------------	----------------	--------------	--------------	--------------	------------

City of Mesquite
Proposed Budget/Hotel Occupancy Tax Fund
Fiscal Year 2018-19

	Actual 2015-16	Adopted 2017-18	Amended 2017-18	Proposed 2018-19	Variance
Revenues:					
Interest Income	\$ 8,885	\$ 6,500	\$ 18,000	\$ 18,000	\$ -
Market Gain on Investments	(823)	-	-	-	-
Hotel Occupancy Tax	1,539,448	1,360,000	1,360,000	1,400,000	40,000
Total Revenues	\$ 1,547,509	\$ 1,366,500	\$ 1,378,000	\$ 1,418,000	\$ 40,000
Expenditures:					
Convention and Visitors Bureau	\$ 409,811	\$ 693,660	\$ 698,632	\$ 696,000	\$ (2,632)
Mesquite Arts Council, Inc.	179,734	152,400	152,400	174,000	21,600
Historic Mesquite, Inc.	179,734	152,400	152,400	174,000	21,600
Other Expenditures	94,412	135,000	135,000	135,000	-
Transfer Out - Conference Center Fund	58,000	58,000	58,000	-	(58,000)
Conference Center Marketing	140,656	200,000	200,000	200,000	-
Total Expenditures	\$ 1,062,346	\$ 1,391,460	\$ 1,396,432	\$ 1,379,000	\$ (17,432)
Excess (Deficiency) Revenues					
Over Expenditures	\$ 485,163	\$ (24,960)	\$ (18,432)	\$ 39,000	\$ 57,432
Fund Balance, October 1	\$ 752,946	\$ 1,238,109	\$ 1,238,109	\$ 1,219,677	\$ (18,432)
Fund Balance, September 30	\$ 1,238,109	\$ 1,213,149	\$ 1,219,677	\$ 1,258,677	\$ 39,000

City of Mesquite
Proposed Budget/Confiscated Seizure Fund
Fiscal Year 2018-19

	Actual 2016-17	Adopted 2017-18	Amended 2017-18	Proposed 2018-19	Variance
Revenues:					
Interest Income	\$ 28,994	\$ 19,500	\$ 30,000	\$ 30,000	\$ -
Other Income	28,766	-	-	-	-
Court Awarded Proceeds	388,486	430,000	430,000	430,000	-
Total Revenues	\$ 446,245	\$ 449,500	\$ 460,000	\$ 460,000	\$ -
Expenditures:					
Supplies	\$ 180,895	\$ 104,750	\$ 327,750	\$ 95,000	\$ (232,750)
Contractual	145,024	286,960	362,960	235,800	(127,160)
Capital Outlay	1,075,187	150,990	1,068,538	-	(1,068,538)
Total Expenditures	\$ 1,401,107	\$ 542,700	\$ 1,759,248	\$ 330,800	\$ (1,428,448)
Excess (Deficiency) Revenues					
Over Expenditures	\$ (954,862)	\$ (93,200)	\$ (1,299,248)	\$ 129,200	\$ 1,428,448
Fund Balance, October 1	\$ 3,757,698	\$ 2,802,836	\$ 2,802,836	\$ 1,503,588	\$ (1,299,248)
Fund Balance, September 30	\$ 2,802,836	\$ 2,709,636	\$ 1,503,588	\$ 1,632,788	\$ 129,200

City of Mesquite
Proposed Budget/Photo Enforcement Fund
Fiscal Year 2018-19

	Actual 2016-17	Adopted 2017-18	Amended 2017-18	Proposed 2018-19	Variance
Revenues:					
Interest Income	\$ 1,316	\$ 1,000	\$ 1,000	\$ 1,000	\$ -
School Bus Camera Violation Proceeds	12,944	15,000	15,000	15,000	-
Red Light Camera Violation Proceeds	156,511	300,000	300,000	300,000	-
Total Revenues	\$ 170,771	\$ 316,000	\$ 316,000	\$ 316,000	\$ -
Expenditures:					
Contractual Services	\$ 12,702	\$ 150,000	\$ 150,000	\$ 150,000	\$ -
Transfer Out - General Fund	150,000	150,000	150,000	150,000	-
Total Expenditures	\$ 162,702	\$ 300,000	\$ 300,000	\$ 300,000	\$ -
Excess (Deficiency) Revenues					
Over Expenditures	\$ 8,069	\$ 16,000	\$ 16,000	\$ 16,000	\$ -
Fund Balance, October 1	\$ 40,826	\$ 48,895	\$ 48,895	\$ 64,895	\$ 16,000
Fund Balance, September 30	\$ 48,895	\$ 64,895	\$ 64,895	\$ 80,895	\$ 16,000

City of Mesquite
Proposed Budget/9-1-1 Service Fee Fund
Fiscal Year 2018-19

	Actual 2016-17	Adopted 2017-18	Amended 2017-18	Proposed 2018-19	Variance
Revenues:					
9-1-1 Phone Charges	\$ 273,605	\$ 270,000	\$ 270,000	\$ 270,000	\$ -
Interest Income	\$ 597	\$ -	\$ -	\$ -	
Wireless 9-1-1 Phone Charges	713,877	735,000	735,000	735,000	-
Total Revenues	\$ 988,079	\$ 1,005,000	\$ 1,005,000	\$ 1,005,000	\$ -
Expenditures:					
Contractual Services	\$ 137,264	\$ 130,000	\$ 140,000	\$ 140,000	\$ -
Transfer Out - General Fund	900,000	900,000	900,000	900,000	-
Total Expenditures	\$ 1,037,264	\$ 1,030,000	\$ 1,040,000	\$ 1,040,000	\$ -
Excess (Deficiency) Revenues					
Over Expenditures	\$ (49,185)	\$ (25,000)	\$ (35,000)	\$ (35,000)	\$ -
Fund Balance, October 1	\$ 150,368	\$ 101,183	\$ 101,183	\$ 66,183	\$ (35,000)
Fund Balance, September 30	\$ 101,183	\$ 76,183	\$ 66,183	\$ 31,183	\$ (35,000)

City of Mesquite
Proposed Budget/Community Development Block Grant Program Fund
Fiscal Year 2018-19

	Actual 2016-17	Adopted 2017-18	Amended 2017-18	Proposed 2018-19	Variance
Revenues:					
Intergovernmental-Entitlement	\$ 891,395	\$ 1,001,920	\$ 1,550,788	\$ 1,099,865	\$ (450,923)
Intergovernmental-Neighborhood Stabilization	-	-	-	-	-
Total Revenues	\$ 891,395	\$ 1,001,920	\$ 1,550,788	\$ 1,099,865	\$ (450,923)
Expenditures:					
2018-19 Projects					
Administration	\$ -	\$ -	\$ -	\$ 76,471	\$ 76,471
Comprehensive Planning	-	-	-	60,000	60,000
Code Enforcement	-	-	-	44,605	44,605
Housing Rehabilitation	-	-	-	500,000	500,000
Mission East Dallas County Health Ministries	-	-	-	10,000	10,000
Mesquite Social Services	-	-	-	20,000	20,000
New Beginnings Center	-	-	-	35,000	35,000
Orphan Sidewalks	-	-	-	253,810	253,810
Sharing Life Outreach Program	-	-	-	25,000	25,000
Sharing Life Outreach Homelessness Transition Program	-	-	-	45,900	45,900
Summer Youth Internship Program	-	-	-	14,079	14,079
Senior Source Program	-	-	-	5,000	5,000
Visiting Nurse Association Program	-	-	-	10,000	10,000
Total 2017-18 Projects	\$ -	\$ -	\$ -	\$ 1,099,865	\$ 1,099,865
Expenditures:					
2017-18 Projects					
Administration	\$ -	\$ 89,966	\$ 120,335	\$ -	\$ (120,335)
Comprehensive Planning	-	-	93,385	-	(93,385)
Code Enforcement	-	100,300	187,872	-	(187,872)
Down Payment Assistance	-	75,000	75,000	-	(75,000)
Housing Rehabilitation	-	334,485	586,552	-	(586,552)
Mission East Dallas County Health Ministries	-	-	15,000	-	(15,000)
H.O.M.E.	-	75,000	75,000	-	(75,000)
Mesquite Social Services	-	30,000	30,000	-	(30,000)
New Beginnings Center	-	30,000	30,000	-	(30,000)
Orphan Sidewalks	-	75,000	75,000	-	(75,000)
Sharing Life Outreach Program	-	25,000	25,000	-	(25,000)
Sharing Life Outreach Homelessness Transition Program	-	30,000	30,000	-	(30,000)
Summer Youth Internship Program	-	30,000	30,000	-	(30,000)
Neighborhood Development Program	-	107,169	177,644	-	(177,644)
Total 2017-18 Projects	\$ -	\$ 1,001,920	\$ 1,550,788	\$ -	\$ (1,550,788)
Expenditures:					
2016-17 Projects					
Administration	\$ 80,673	\$ -	\$ -	\$ -	\$ -
Comprehensive Planning	42,734	-	-	-	-
Code Enforcement	206,400	-	-	-	-
Housing Rehabilitation	347,050	-	-	-	-
Mission East Dallas County Health Ministries	-	-	-	-	-
New Beginnings Center	22,000	-	-	-	-
Mesquite Social Services	22,000	-	-	-	-
Sharing Life Outreach Program	11,000	-	-	-	-
Sharing Life Outreach Homeless Transition Program	24,000	-	-	-	-
Neighborhood Development Program	135,538	-	-	-	-
Total 2016-17 Projects	\$ 891,395	\$ -	\$ -	\$ -	\$ -
Total Expenditures - All Program Years	\$ 891,395	\$ 1,001,920	\$ 1,550,788	\$ 1,099,865	\$ (450,923)
Excess (Deficiency) Revenues					
Over Expenditures	\$ -	\$ -	\$ -	\$ -	\$ -
Fund Balance, October 1	\$ -	\$ -	\$ -	\$ -	\$ -
Fund Balance, September 30	\$ -	\$ -	\$ -	\$ -	\$ -

City of Mesquite
Proposed Budget/Housing Choice Voucher Program Fund
Fiscal Year 2018-19

	Actual 2016-17	Adopted 2017-18	Amended 2017-18	Proposed 2018-19	Variance
Revenues:					
Interest Income	\$ 9,719	\$ 5,300	\$ 14,000	\$ 14,000	\$ -
Intergovernmental - Section 8 Voucher	13,246,702	12,608,000	13,103,000	13,103,000	-
Total Revenues	\$ 13,256,421	\$ 12,613,300	\$ 13,117,000	\$ 13,117,000	\$ -
Expenditures:					
Housing Choice Voucher Program	\$ 12,847,023	\$ 12,526,850	\$ 13,063,800	\$ 13,100,820	\$ 37,020
Transfer Out - General Fund	150,000	150,000	150,000	150,000	-
Total Expenditures	\$ 12,997,023	\$ 12,676,850	\$ 13,213,800	\$ 13,250,820	\$ 37,020
Excess (Deficiency) Revenues					
Over Expenditures	\$ 259,398	\$ (63,550)	\$ (96,800)	\$ (133,820)	\$ (37,020)
Fund Balance, October 1	\$ 1,083,241	\$ 1,342,639	\$ 1,342,639	\$ 1,245,839	\$ (96,800)
Fund Balance, September 30	<u>\$ 1,342,639</u>	<u>\$ 1,279,089</u>	<u>\$ 1,245,839</u>	<u>\$ 1,112,019</u>	<u>\$ (133,820)</u>

City of Mesquite
Proposed Budget/Public, Educational and Government Access Fund
Fiscal Year 2018-19

	Actual		Adopted		Amended		Proposed		
	2016-17		2017-18		2017-18		2018-19		Variance
Revenues:									
Interest Income	\$ 4,437		\$ 2,500		\$ 7,000		\$ 7,000		\$ -
Cable TV PEG Fees	251,306		275,000		275,000		275,000		-
Total Revenues	\$ 255,743		\$ 277,500		\$ 282,000		\$ 282,000		\$ -
Expenditures:									
Contractual Services	\$ 90,014		\$ 160,000		\$ 160,000		\$ 162,000		\$ 2,000
Capital Outlay	78,778		150,000		150,000		77,870		(72,130)
Total Expenditures	\$ 168,792		\$ 310,000		\$ 310,000		\$ 239,870		\$ (70,130)
Excess (Deficiency) Revenues									
Over Expenditures	\$ 86,951		\$ (32,500)		\$ (28,000)		\$ 42,130		\$ 70,130
Fund Balance, October 1	\$ 657,887		\$ 744,838		\$ 744,838		\$ 716,838		\$ (28,000)
Fund Balance, September 30	\$ 744,838		\$ 712,338		\$ 716,838		\$ 758,968		\$ 42,130

City of Mesquite
Proposed Budget/Mesquite Quality of Life Corporation Fund
Fiscal Year 2018-19

	Actual 2016-17	Adopted 2017-18	Amended 2017-18	Proposed 2018-19	Variance
Revenues:					
Interest Income	\$ 37,828	\$ 30,000	\$ 30,000	\$ 40,000	\$ 10,000
Contributions and Reimbursements	-	70,000	70,000	-	(70,000)
Grants	468,227	187,500	5,059,406	146,500	(4,912,906)
Other Revenue	25,000	-	3,810,000	-	(3,810,000)
Special Use Sales Tax	10,916,110	10,750,000	10,750,000	10,940,000	190,000
Total Revenues	\$ 11,447,166	\$ 11,037,500	\$ 19,719,406	\$ 11,126,500	\$ (8,592,906)
Expenditures:					
Transportation Improvements	\$ 1,867,175	\$ 1,010,000	\$ 12,393,258	\$ 1,138,000	\$ (11,255,258)
Public Safety Improvements	-	36,000	36,000	1,136,000	1,100,000
Parks and Recreation Improvements	10,993,852	9,085,650	12,206,443	7,854,850	(4,351,593)
Administration	200,000	200,000	250,000	250,000	-
Transfer Out - GO Debt Service Fund	324,081	478,640	478,640	1,130,000	651,360
Total Expenditures	\$ 13,385,108	\$ 10,810,290	\$ 25,364,341	\$ 11,508,850	\$ (13,855,491)
Excess (Deficiency) Revenues					
Over Expenditures	\$ (1,937,942)	\$ 227,210	\$ (5,644,935)	\$ (382,350)	\$ 5,262,585
Fund Balance, October 1	\$ 8,024,711	\$ 6,086,769	\$ 6,086,769	\$ 441,834	\$ (5,644,935)
Fund Balance, September 30	\$ 6,086,769	\$ 6,313,979	\$ 441,834	\$ 59,484	\$ (382,350)

City of Mesquite
Proposed Budget/Municipal Court Technology Fund
Fiscal Year 2018-19

	Actual 2016-17	Adopted 2017-18	Amended 2017-18	Proposed 2018-19	Variance
Revenues:					
Interest Income	\$ 1,382	\$ 800	\$ 2,000	\$ 2,000	\$ -
Municipal Court Technology Fee	80,295	70,000	70,000	70,000	-
Total Revenues	\$ 81,677	\$ 70,800	\$ 72,000	\$ 72,000	\$ -
Expenditures:					
Supplies	\$ 1,901	\$ 2,570	\$ 2,570	\$ 3,220	\$ 650
Contractual Services	72,133	75,200	85,700	85,060	(640)
Capital Outlay	-	-	-	-	-
Total Expenditures	\$ 74,034	\$ 77,770	\$ 88,270	\$ 88,280	\$ 10
Excess (Deficiency) Revenues					
Over Expenditures	\$ 7,643	\$ (6,970)	\$ (16,270)	\$ (16,280)	\$ (10)
Fund Balance, October 1	\$ 178,075	\$ 185,718	\$ 185,718	\$ 169,448	\$ (16,270)
Fund Balance, September 30	\$ 185,718	\$ 178,748	\$ 169,448	\$ 153,168	\$ (16,280)

City of Mesquite
Proposed Budget/Capital Project Reserve Fund
Fiscal Year 2018-19

	Actual 2016-17	Adopted 2017-18	Amended 2017-18	Proposed 2018-19	Variance
Revenues:					
Transfer In - General Fund	\$ -	\$ 200,000	\$ 200,000	\$ 250,000	\$ 50,000
Transfer In - TIRZ Funds	485,991	496,670	496,670	230,000	(266,670)
Other Revenue	341,754	60,000	707,500	60,000	(647,500)
Interest Income	9,967	8,000	15,000	15,000	-
Total Revenues	\$ 837,712	\$ 764,670	\$ 1,419,170	\$ 555,000	\$ (864,170)

Expenditures:					
Transfer Out - GO Debt Service Fund	\$ -	\$ 50,000	\$ 50,000	\$ 50,000	\$ -
Transfer Out - General Fund	-	-	500,000	-	(500,000)
Other - Dispatch Equipment	-	-	7,200	-	(7,200)
Developer Participation - Camelot	238,671	167,368	221,509	-	(221,509)
Developer Participation - Ashley	-	200,000	800,000	200,000	(600,000)
IH-20 Land Use Plan	37,682	50,000	62,318	-	(62,318)
Hurricane Harvey Reception Center	227,292	-	-	-	-
Community Vision and Strategic Plan	-	150,000	150,000	-	(150,000)
Comprehensive Plan Update	-	225,000	225,000	-	(225,000)
Major Thoroughfare Pavement Preservation	-	-	387,500	-	(387,500)
Military Parkway Trail Phase 2	-	-	260,000	-	(260,000)
Furniture Replacement	-	-	-	50,000	50,000
Administration	-	-	138,770	165,800	27,030
Total Expenditures	\$ 503,645	\$ 842,368	\$ 2,802,297	\$ 465,800	\$ (2,336,497)

Excess (Deficiency) Revenues					
Over Expenditures	\$ 334,067	\$ (77,698)	\$ (1,383,127)	\$ 89,200	\$ 1,472,327

Fund Balance, October 1	\$ 1,120,560	\$ 1,454,627	\$ 1,454,627	\$ 71,500	\$ (1,383,127)
-------------------------	--------------	--------------	--------------	-----------	----------------

Fund Balance, September 30	\$ 1,454,627	\$ 1,376,929	\$ 71,500	\$ 160,700	\$ 89,200
----------------------------	--------------	--------------	-----------	------------	-----------

City of Mesquite
Proposed Budget/Rodeo City Tax Increment Reinvestment Zone
Fiscal Year 2018-19

	Actual 2016-17	Adopted 2017-18	Amended 2017-18	Proposed 2018-19	Variance
Revenues:					
City of Mesquite	\$ 94,836	\$ 97,680	\$ 97,680	\$ -	\$ (97,680)
Mesquite Independent School District	261,154	268,990	268,990	-	(268,990)
Total Revenues	\$ 355,990	\$ 366,670	\$ 366,670	\$ -	\$ (366,670)
Expenditures:					
Contractual Services	\$ -	\$ -	\$ -	\$ -	\$ -
Transfer Out - Capital Project Reserve Fund	355,991	366,670	366,670	-	(366,670)
Total Expenditures	\$ 355,991	\$ 366,670	\$ 366,670	\$ -	\$ (366,670)
Excess (Deficiency) Revenues					
Over Expenditures	\$ (1)	\$ -	\$ -	\$ -	\$ -
Fund Balance, October 1	\$ 1	\$ 0	\$ 0	\$ 0	\$ -
Fund Balance, September 30	\$ 0	\$ 0	\$ 0	\$ 0	\$ -

City of Mesquite
Proposed Budget/Towne Centre Tax Increment Reinvestment Zone Fund
Fiscal Year 2018-19

	Actual 2016-17	Adopted 2017-18	Amended 2017-18	Proposed 2018-19	Variance
Revenues:					
City of Mesquite	\$ 1,145,965	\$ 1,226,183	\$ 1,286,606	\$ 1,729,642	\$ 443,037
Mesquite Independent School District	3,155,702	3,376,601	3,300,603	3,832,364	531,762
Interest Income	50,183	-	-	-	-
Total Revenues	\$ 4,351,851	\$ 4,602,784	\$ 4,587,208	\$ 5,562,006	\$ 974,798
Expenditures:					
Personal Services	\$ -	\$ -	\$ 100,000	\$ 102,000	\$ 2,000
Contractual Services	625,940	640,000	890,000	952,000	62,000
Capital Outlay	675,751	3,870,000	13,961,098	4,572,766	(9,388,332)
Debt Service - LBJ Project	601,798	601,798	601,798	-	(601,798)
Transfer Out - Capital Project Reserve Fund	130,000	130,000	130,000	130,000	-
Total Expenditures	\$ 2,033,489	\$ 5,241,798	\$ 15,682,896	\$ 5,756,766	\$ (9,926,130)
Excess (Deficiency) Revenues					
Over Expenditures	\$ 2,318,362	\$ (639,014)	\$ (11,095,688)	\$ (194,760)	\$ 10,900,928
Fund Balance, October 1	\$ 9,778,034	\$ 12,096,396	\$ 12,096,396	\$ 1,000,708	\$ (11,095,688)
Fund Balance, September 30	\$ 12,096,396	\$ 11,457,382	\$ 1,000,708	\$ 805,948	\$ (194,760)

City of Mesquite
Proposed Budget/Gus Thomasson Tax Increment Reinvestment Zone Fund
Fiscal Year 2018-19

	Actual 2016-17	Adopted 2017-18	Amended 2017-18	Proposed 2018-19	Variance
Revenues:					
City of Mesquite	\$ -	\$ -	\$ -	\$ 148,248	\$ 148,248
Interest Income	-	-	-	-	-
Total Revenues	\$ -	\$ -	\$ -	\$ 148,248	\$ 148,248
Expenditures:					
Contractual Services	\$ -	\$ -	\$ -	\$ 75,000	\$ 75,000
Transfer Out - Capital Project Reserve Fund	-	-	-	50,000	50,000
Total Expenditures	\$ -	\$ -	\$ -	\$ 125,000	\$ 125,000
Excess (Deficiency) Revenues					
Over Expenditures	\$ -	\$ -	\$ -	\$ 23,248	\$ 23,248
Fund Balance, October 1	\$ -	\$ -	\$ -	\$ -	\$ -
Fund Balance, September 30	\$ -	\$ -	\$ -	\$ 23,248	\$ 23,248

City of Mesquite
Proposed Budget/Town East / Skyline Tax Increment Reinvestment Zone Fund
Fiscal Year 2018-19

	Actual 2016-17	Adopted 2017-18	Amended 2017-18	Proposed 2018-19	Variance
Revenues:					
City of Mesquite	\$ -	\$ -	\$ -	\$ 270,301	\$ 270,301
Interest Income	-	-	-	-	-
Total Revenues	\$ -	\$ -	\$ -	\$ 270,301	\$ 270,301
Expenditures:					
Debt Service - Skyline Dr Reconstruction	\$ -	\$ -	\$ -	\$ 200,000	\$ 200,000
Transfer Out - Capital Project Reserve Fund	-	-	-	50,000	50,000
Total Expenditures	\$ -	\$ -	\$ -	\$ 250,000	\$ 250,000
Excess (Deficiency) Revenues					
Over Expenditures	\$ -	\$ -	\$ -	\$ 20,301	\$ 20,301
Fund Balance, October 1	\$ -	\$ -	\$ -	\$ -	\$ -
Fund Balance, September 30	\$ -	\$ -	\$ -	\$ 20,301	\$ 20,301

City of Mesquite
Proposed Budget/Roadway Impact Fee Fund
Fiscal Year 2018-19

	Actual 2016-17	Adopted 2017-18	Amended 2017-18	Proposed 2018-19	Variance
Revenues:					
Contributions - Roadway Impact Fees	\$ 721,201	\$ 1,040,000	\$ 1,150,000	\$ 1,280,000	\$ 130,000
Interest Income	4,183	1,500	10,000	10,000	-
Total Revenues	\$ 725,384	\$ 1,041,500	\$ 1,160,000	\$ 1,290,000	\$ 130,000
Expenditures:					
Transfer Out - GO Debt Service Fund	\$ 458,175	\$ 1,350,000	\$ 1,350,000	\$ 1,500,000	\$ 150,000
Total Expenditures	\$ 458,175	\$ 1,350,000	\$ 1,350,000	\$ 1,500,000	\$ 150,000
Excess (Deficiency) Revenues					
Over Expenditures	\$ 267,209	\$ (308,500)	\$ (190,000)	\$ (210,000)	\$ (20,000)
Fund Balance, October 1	\$ 167,439	\$ 434,648	\$ 434,648	\$ 244,648	\$ (190,000)
Fund Balance, September 30	\$ 434,648	\$ 126,148	\$ 244,648	\$ 34,648	\$ (210,000)

City of Mesquite
Proposed Budget/Water and Sewer Impact Fee Fund
Fiscal Year 2018-19

	Actual	Adopted	Amended	Proposed	
	2016-17	2017-18	2017-18	2018-19	Variance
Revenues:					
Contributions - Water Impact Fees	\$ 336,063	\$ 250,000	\$ 260,000	\$ 275,000	\$ 15,000
Contributions - Sewer Impact Fees	146,121	110,000	110,000	100,000	(10,000)
Interest Income	2,544	1,200	2,600	2,600	-
Total Revenues	\$ 484,728	\$ 361,200	\$ 372,600	\$ 377,600	\$ 5,000
Expenditures:					
Transfer Out - W&S Debt Service Fund	\$ 450,000	\$ 364,400	\$ 364,400	\$ 400,000	\$ 35,600
Total Expenditures	\$ 450,000	\$ 364,400	\$ 364,400	\$ 400,000	\$ 35,600
Excess (Deficiency) Revenues					
Over Expenditures	\$ 34,728	\$ (3,200)	\$ 8,200	\$ (22,400)	\$ (30,600)
Fund Balance, October 1	\$ 52,000	\$ 86,728	\$ 86,728	\$ 94,928	\$ 8,200
Fund Balance, September 30	\$ 86,728	\$ 83,528	\$ 94,928	\$ 72,528	\$ (22,400)

City of Mesquite
Proposed Budget/Conference Center Capital Replacement Reserve Fund
Fiscal Year 2018-19

	Actual 2016-17	Adopted 2017-18	Amended 2017-18	Proposed 2018-19	Variance
Revenues:					
Room Rental Proceeds	\$ 148,071	\$ 138,144	\$ 138,144	\$ 150,000	\$ 11,856
Interest Income	3,665	2,500	2,500	6,000	3,500
Transfer - In Hotel Occupancy Tax Fund	58,000	58,000	58,000	-	(58,000)
Total Revenues	\$ 209,736	\$ 198,644	\$ 198,644	\$ 156,000	\$ (42,644)
Expenditures:					
Supplies	\$ 7,723	\$ -	\$ -	\$ -	\$ -
Contractual Services	-	-	-	250,000	250,000
Capital Outlay	3,683	447,750	447,750	-	(447,750)
Total Expenditures	\$ 11,406	\$ 447,750	\$ 447,750	\$ 250,000	\$ (197,750)
Excess (Deficiency) Revenues					
Over Expenditures	\$ 198,330	\$ (249,106)	\$ (249,106)	\$ (94,000)	\$ 155,106
Fund Balance, October 1	\$ 375,903	\$ 574,233	\$ 574,233	\$ 325,127	\$ (249,106)
Fund Balance, September 30	\$ 574,233	\$ 325,127	\$ 325,127	\$ 231,127	\$ (94,000)