

ORDINANCE NO. 4577

AN ORDINANCE OF THE CITY OF MESQUITE, TEXAS, AMENDING THE BUDGET FOR THE FISCAL YEAR OF 2017-18 AS HERETOFORE APPROVED BY ORDINANCE NO. 4505 OF THE CITY OF MESQUITE, TEXAS, ADOPTED ON SEPTEMBER 5, 2017, AND AMENDED BY ORDINANCE NO. 4537 ADOPTED ON JANUARY 16, 2018, BY APPROPRIATING AND SETTING ASIDE THE NECESSARY FUNDS OUT OF THE GENERAL AND OTHER REVENUES OF THE CITY OF MESQUITE FOR FISCAL YEAR 2017-18 FOR THE MAINTENANCE AND OPERATION OF VARIOUS DEPARTMENTS AND ACTIVITIES OF THE CITY, FOR CAPITAL AND OTHER IMPROVEMENTS OF THE CITY AND FOR ALL OTHER EXPENDITURES INCLUDED IN SAID AMENDED BUDGET; PROVIDING A SEVERABILITY CLAUSE; AND DECLARING AN EMERGENCY.

NOW, THEREFORE, BE IT ORDAINED BY THE CITY COUNCIL OF THE CITY OF MESQUITE, TEXAS:

SECTION 1. That the budget of the City of Mesquite, Texas (the "City"), for the fiscal year 2017-18, as heretofore approved by Ordinance No. 4505 of the City, adopted on September 5, 2017, and amended by Ordinance No. 4537 adopted on January 16, 2018, be and the same is hereby further amended as more fully set forth in the fiscal year 2017-18 amended budget attached hereto as Exhibit "A" and made a part hereof for all purposes (the "Fiscal Year 2017-18 Amended Budget").

SECTION 2. That the Fiscal Year 2017-18 Amended Budget be, and the same is, hereby adopted and approved and that for the purpose of providing the funds necessary and proposed to be expended in the Fiscal Year 2017-18 Amended Budget, available resources and revenues of the City be, and the same are hereby appropriated and set aside out of the general and other revenues of the City for fiscal year 2017-18 for the maintenance and operation of the various departments and activities of the City, for capital and other improvements of the City and for all other expenditures included in the Fiscal Year 2017-18 Amended Budget, all as more fully set forth in the Fiscal Year 2017-18 Amended Budget attached hereto as Exhibit "A."


SECTION 3. That the Fiscal Year 2017-18 Amended Budget attached hereto as Exhibit "A" shall be made a part of this ordinance the same as if copied in full herein.

SECTION 4. That this ordinance does not create a new classification, rank or position within the Mesquite Police Department or the Mesquite Fire Department. Staffing positions subject to Chapter 143 of the Texas Local Government Code shall not be created unless and until separate ordinance(s) specifically creating such position(s) and identifying the classification(s) of such position(s) are passed by the City Council of the City.

SECTION 5. That should any word, sentence, clause, paragraph or provision of this ordinance be held to be invalid or unconstitutional, the validity of the remaining provisions of this ordinance shall not be affected and shall remain in full force and effect.


SECTION 6. That the necessity for making an amendment to the budget for the fiscal year 2017-18, as required by the circumstances existing at this time, creates an urgency and an emergency and requires that this ordinance shall take effect immediately from and after its passage.

DULY PASSED AND APPROVED by the City Council of the City of Mesquite, Texas, on the 2nd day of July, 2018.




Stan Pickett
Mayor

ATTEST:



Sonja Land
City Secretary

APPROVED:



Paula Anderson
Interim City Attorney

City of Mesquite
Amended Budget/Combined Summary
Fiscal Year 2017-18

Fund Type	Beginning Balances 10/1/2017	Revenues/ Transfers In	Appropriations/ Transfers Out	Ending Balances 9/30/2018
Operating Funds				
General Fund	\$ 20,229,977	\$ 115,731,100	\$ 115,685,624	\$ 20,275,453
Water and Sewer Fund	27,049,225	66,641,770	62,315,840	31,375,155
Drainage Utility District Fund	971,956	3,822,340	3,997,210	797,086
Airport Fund	(3,201)	1,947,690	1,873,910	70,579
Golf Course Fund	-	1,150,000	1,129,930	20,070
Total Operating Funds	\$ 48,247,957	\$ 189,292,900	\$ 185,002,514	\$ 52,538,343
Debt Service/Reserve Funds				
General Obligation Debt Service Fund	\$ 599,174	\$ 17,900,470	\$ 18,482,360	\$ 17,284
Water and Sewer Revenue Debt Service Fund	1,921,157	9,604,400	8,857,740	2,667,817
Water and Sewer Revenue Reserve Fund	290,331	-	-	290,331
Drainage Utility District Revenue Debt Service Fund	197,108	508,000	498,570	206,538
Drainage Utility District Revenue Reserve Fund	373,850	-	24,340	349,510
Total Debt Service/Reserve Funds	\$ 3,381,620	\$ 28,012,870	\$ 27,863,010	\$ 3,531,480
Internal Service Funds				
Group Medical Insurance Fund	\$ (5,150,429)	\$ 16,983,500	\$ 16,976,160	\$ (5,143,089)
General Liability Insurance Fund	(1,001,928)	3,295,000	3,036,670	(743,598)
Total Internal Service Funds	\$ (6,152,358)	\$ 20,278,500	\$ 20,012,830	\$ (5,886,688)
Special Revenue Funds				
Hotel Occupancy Tax Fund	\$ 1,238,109	\$ 1,378,000	\$ 1,396,432	\$ 1,219,677
Confiscated Seizure Fund	2,802,837	460,000	1,759,248	1,503,589
Photo Enforcement Fund	48,895	316,000	300,000	64,895
911 Service Fee Fund	101,183	1,005,000	1,040,000	66,183
Community Development Block Grant Program Fund	-	1,550,788	1,550,788	-
Housing Choice Voucher Program Fund	1,342,639	13,117,000	13,213,800	1,245,839
Public, Educational and Government Access Fund	744,838	282,000	310,000	716,838
4B Quality of Life Corporation Fund	6,086,769	19,719,406	25,364,341	441,834
Municipal Court Technology Fund	185,718	72,000	88,270	169,448
Total Special Revenue Funds	\$ 12,550,988	\$ 37,900,194	\$ 45,022,878	\$ 5,428,304
Capital Project Funds				
Capital Project Reserve Fund	\$ 1,454,627	\$ 1,419,170	\$ 2,802,297	\$ 71,500
Rodeo City Tax Increment Financing District Fund	0	366,670	366,670	0
Towne Center Tax Increment Financing District Fund	12,096,396	4,587,208	15,682,896	1,000,708
Roadway Impact Fee Fund	434,648	1,160,000	1,350,000	244,648
Water and Sewer Impact Fee Fund	86,728	372,600	364,400	94,928
Conference Center Capital Replacement Fund	574,233	198,644	447,750	325,127
Total Capital Project Funds	\$ 14,646,633	\$ 8,104,292	\$ 21,014,013	\$ 1,736,912
Less: Interfund Transfers		(35,946,880)	(38,446,880)	
Total All Funds	\$ 72,674,841	\$ 247,641,876	\$ 260,468,365	\$ 57,348,351

City of Mesquite
Amended Budget/General Fund
Fiscal Year 2017-18

	Actual 2016-17	Adopted 2017-18	Amended 2017-18	Variance
Revenues				
General Property Taxes	\$ 44,458,568	\$ 47,952,000	\$ 47,952,000	\$ -
Gross Receipts Taxes	7,446,414	7,560,000	7,625,000	65,000
City Sales Taxes	33,020,884	32,520,000	32,905,000	385,000
Licenses and Permits	2,230,947	2,206,100	2,263,100	57,000
Fines and Forfeitures	3,095,807	2,872,000	2,902,000	30,000
Interest Income	247,343	300,000	324,000	24,000
Charges for Current Service	14,059,122	13,766,100	13,897,900	131,800
Other Revenues	1,879,964	842,100	1,422,100	580,000
Contributions and Donations	65,309	40,000	40,000	-
Intergovernmental Revenues	212,144	150,000	150,000	-
Transfers In	5,750,000	5,750,000	6,250,000	500,000
Total Revenues	\$ 112,466,500	\$ 113,958,300	\$ 115,731,100	\$ 1,772,800

Operating Expenditures				
General Government	\$ 11,092,160	\$ 12,245,740	\$ 12,062,920	\$ (182,820)
Housing and Community Services	1,533,307	1,837,210	1,722,160	(115,050)
Neighborhood Services	1,067,144	1,197,050	1,351,150	154,100
Library Services	2,041,203	2,176,600	2,085,820	(90,780)
Fire Service	26,537,481	26,863,680	27,347,932	484,252
Police Service	34,015,588	33,799,970	34,722,105	922,135
Public Works	12,230,520	13,112,890	12,165,187	(947,703)
Planning and Development Services	2,443,364	2,637,690	2,780,630	142,940
Parks and Recreation	1,862,499	728,930	1,074,830	345,900
Other Expenditures	2,889,745	3,848,420	4,372,890	524,470
Transfers Out	14,800,000	15,500,000	16,000,000	500,000
Total Expenditures	\$ 110,513,011	\$ 113,948,180	\$ 115,685,624	\$ 1,737,444

Excess (Deficiency) Revenues				
Over Expenditures	\$ 1,953,489	\$ 10,120	\$ 45,476	\$ 35,356

Unassigned Beginning Fund Balance	\$ 17,003,515	\$ 18,312,289	\$ 18,312,289	\$ -
Change in Unassigned Fund Balance	1,308,774	10,120	45,476	35,356
Unassigned Ending Fund Balance	\$ 18,312,289	\$ 18,322,409	\$ 18,357,765	\$ 35,356

Nonspendable/Assigned Beginning Fund Balance	\$ 1,272,973	\$ 1,917,688	\$ 1,917,688	\$ -
Change in Nonspendable/Assigned Fund Balance	644,715	-	-	-
Nonspendable/Assigned Fund Balance	\$ 1,917,688	\$ 1,917,688	\$ 1,917,688	\$ -

Total Fund Balance	\$ 20,229,977	\$ 20,240,097	\$ 20,275,453	\$ 35,356
---------------------------	----------------------	----------------------	----------------------	------------------

Expenditures as % of Total Fund Balance	18.31%	17.76%	17.53%
---	--------	--------	--------

Expenditures as % of Unassigned Fund Balance	16.57%	16.08%	15.87%
--	--------	--------	--------

Days of Working Capital (Unassigned)	60	59	58
--------------------------------------	----	----	----

City of Mesquite
Amended General Fund Revenues
Fiscal Year 2017-18

Revenue Source	Actual 2016-17	Adopted 2017-18	Amended 2017-18	Variance
General Property Tax				
Current Taxes	\$ 43,622,519	\$ 47,182,000	\$ 47,182,000	\$ -
Delinquent Taxes	378,975	375,000	375,000	-
Interest and Penalties	457,074	395,000	395,000	-
Total General Property Tax	\$ 44,458,568	\$ 47,952,000	\$ 47,952,000	\$ -

Gross Receipts				
Electrical	\$ 4,050,748	\$ 4,000,000	\$ 4,000,000	\$ -
Gas	1,072,270	950,000	1,000,000	50,000
Cable TV	1,258,872	1,585,000	1,585,000	-
Bingo	42,569	40,000	40,000	-
Commercial Sanitation	1,021,955	985,000	1,000,000	15,000
Total Gross Receipts	\$ 7,446,414	\$ 7,560,000	\$ 7,625,000	\$ 65,000

Sales Tax				
General Sales Tax	\$ 32,748,330	\$ 32,250,000	\$ 32,635,000	\$ 385,000
Mixed Beverage Sales Tax	272,553	270,000	270,000	-
Total Sales Tax	\$ 33,020,884	\$ 32,520,000	\$ 32,905,000	\$ 385,000

Licenses, Permits and Fees				
Building Permits	\$ 668,178	\$ 660,000	\$ 660,000	\$ -
Electrical Permits	29,001	22,000	30,000	8,000
Plumbing Permits	83,298	75,000	85,000	10,000
Health Permits	168,628	160,000	160,000	-
Mechanical Permits	34,755	27,000	35,000	8,000
Sign Permits	72,675	55,000	70,000	15,000
Inspection Fees	15,655	25,000	25,000	-
Food Handlers and Manager Fees	34,860	50,000	50,000	-
Liquid Waste Permits	9,100	9,000	9,000	-
Telecommunications/ROW Fees	448,174	500,000	500,000	-
Apartment Licenses	175,357	173,000	173,000	-
Plan Review Fees	124,680	110,000	110,000	-
Dog Licenses	8,329	8,500	8,500	-
Other Miscellaneous Licenses	1,865	1,900	1,800	(100)
Certificate of Occupancy	37,370	40,000	40,000	-
Contractor Registration	159,700	140,000	140,000	-
Fire Sprinkler Permits	15,573	9,000	20,000	11,000
Miscellaneous Fire Permits	50,998	45,000	50,000	5,000
Police Alarm Permits	35,712	50,000	50,000	-
Public Pool Operator Permit	16,950	17,000	17,000	-
Other Miscellaneous Permits	40,090	28,700	28,800	100
Total Licenses and Permits	\$ 2,230,947	\$ 2,206,100	\$ 2,263,100	\$ 57,000

City of Mesquite
Amended General Fund Revenues
Fiscal Year 2017-18

Revenue Source	Actual 2016-17	Adopted 2017-18	Amended 2017-18	Variance
Fines and Forfeitures				
Traffic Fines	\$ 2,319,633	\$ 2,275,000	\$ 2,275,000	\$ -
Criminal Fines	432,815	350,000	350,000	-
City Ordinances	89,680	50,000	80,000	30,000
Arrest Fee	97,800	75,000	75,000	-
Child Safety Fee	7,958	10,000	10,000	-
Uniform Traffic Act Fee	37,655	27,000	27,000	-
Municipal Court Building Security	60,222	45,000	45,000	-
Court Time Payment Fee	50,044	40,000	40,000	-
Total Fines and Forfeitures	\$ 3,095,807	\$ 2,872,000	\$ 2,902,000	\$ 30,000

Interest Income				
Interest on Investments	\$ 259,585	\$ 280,000	\$ 324,000	\$ 44,000
Market Gain on Investments	(12,242)	20,000	-	(20,000)
Total Interest Income	\$ 247,343	\$ 300,000	\$ 324,000	\$ 24,000

Charges for Current Services				
MISD Tax Appropriations	\$ 408,551	\$ 513,500	\$ 513,500	\$ -
Board of Adjustment Fees	13,500	10,000	10,000	-
Grass and Weed Charges	286,125	300,000	300,000	-
Compost Materials Charges	219,785	210,000	210,000	-
Other Miscellaneous Revenues	24,205	12,500	12,500	-
Public Health Program Charges	20,650	21,000	21,000	-
Animal Adoption Fee	105,711	130,000	130,000	-
Ambulance Fees	2,117,430	2,003,000	2,005,000	2,000
Pound Fees	27,885	30,000	30,000	-
Accident Reports	13,576	15,000	15,000	-
Miscellaneous Public Safety Revenues	145,165	130,000	145,000	15,000
False Alarm Fees	54,427	30,000	50,000	20,000
Abandoned Vehicle Notification	22,290	17,000	20,000	3,000
Waste Collection and Disposal	8,125,593	7,957,000	8,012,000	55,000
Public Works Inspection Fees	313,764	245,000	245,000	-
Engineering Plan Review Fees	88,275	90,000	90,000	-
Library Fees	41,156	50,000	1,300	(48,700)
Photocopy Charges	30,204	31,000	31,000	-
Pavilion Reservations	37,983	35,000	35,000	-
Reservations	325,439	315,200	320,700	5,500
Concessions	9,253	8,000	8,000	-
Registration Fees	45,348	61,500	51,500	(10,000)
Athletic Field Reservations	15,507	12,000	10,000	(2,000)
User Fees	905,147	815,000	905,000	90,000

City of Mesquite
Amended General Fund Revenues
Fiscal Year 2017-18

Revenue Source	Actual 2016-17	Adopted 2017-18	Amended 2017-18	Variance
Charges for Current Services (continued)				
Athletic Fees	\$ 159,419	\$ 168,000	\$ 160,000	\$ (8,000)
Recreation Special Events	68,093	100,000	100,000	-
Day Camp Fees	1,169	3,000	3,000	-
Tennis Admissions	14,625	20,000	20,000	-
Program Fees	69,583	66,000	76,000	10,000
Tennis Shop Sales	3,768	5,000	5,000	-
Tennis Lessons	15,588	17,000	17,000	-
Swimming Pool Charges	325,717	340,000	340,000	-
Miscellaneous Charges for Services	4,195	5,400	5,400	-
Golf Course Fees	-	-	-	-
Total Charges for Current Services	\$ 14,059,122	\$ 13,766,100	\$ 13,897,900	\$ 131,800

Other Revenues				
Service Charges on Returned Checks	\$ 14,071	\$ 15,000	\$ 15,000	\$ -
Auctions	296,593	325,000	400,000	75,000
Planning and Zoning Fees	53,976	55,000	55,000	-
Garbage Bags	66,495	65,000	65,000	-
Lease and Rent Income	79,312	80,000	80,000	-
Sale of Compost Material	139,180	175,000	175,000	-
Prior Year Expenditures	42,857	40,000	40,000	-
Recyclable Items Sale	20,228	35,000	40,000	5,000
Miscellaneous	1,148,878	34,100	534,100	500,000
Blue Bag Program	18,375	18,000	18,000	-
Total Other Revenues	\$ 1,879,964	\$ 842,100	\$ 1,422,100	\$ 580,000

Contributions and Donations				
Real Texas Festival	\$ -	\$ -	\$ -	\$ -
Summer Sizzle Festival	65,309	40,000	40,000	-
Total Contributions and Donations	\$ 65,309	\$ 40,000	\$ 40,000	\$ -

Intergovernmental Revenues				
State Grant	\$ 212,144	\$ 150,000	\$ 150,000	\$ -
Total Intergovernmental Revenues	\$ 212,144	\$ 150,000	\$ 150,000	\$ -

Transfers In				
Capital Project Reserve Fund	\$ -	\$ -	\$ 500,000	\$ 500,000
Special Revenue Funds	1,200,000	1,200,000	1,200,000	-
Water and Sewer Operating Fund	4,550,000	4,550,000	4,550,000	-
Total Transfers In	\$ 5,750,000	\$ 5,750,000	\$ 6,250,000	\$ 500,000

Total General Fund Revenues	\$ 112,466,500	\$ 113,958,300	\$ 115,731,100	\$ 1,772,800
------------------------------------	-----------------------	-----------------------	-----------------------	---------------------

City of Mesquite
Amended General Fund Expenditures
Fiscal Year 2017-18

Governmental Activity	Actual	Adopted	Amended	Variance
	2016-17	2017-18	2017-18	
General Government				
City Council	\$ 108,320	\$ 147,190	\$ 146,660	\$ (530)
City Manager	1,268,716	1,390,900	1,281,670	(109,230)
Economic Development	335,464	350,530	396,480	45,950
Communications and Marketing	425,613	580,770	629,080	48,310
Mesquite Arts Center	148,708	147,010	116,780	(30,230)
Facility Maintenance	2,373,607	2,569,380	2,533,990	(35,390)
City Secretary	451,194	498,950	547,260	48,310
City Attorney	1,022,284	1,183,120	1,157,300	(25,820)
Human Resources Administration	1,018,161	1,123,600	1,117,720	(5,880)
Risk Management	313,098	331,210	376,030	44,820
Finance Administration	346,757	357,340	359,740	2,400
Accounting	494,916	498,500	556,850	58,350
Warehouse	235,637	242,500	240,330	(2,170)
Printshop/Mailroom	276,667	281,180	281,240	60
Purchasing	370,988	423,380	415,680	(7,700)
Transportation Pool	3,564	4,200	3,200	(1,000)
Central Copy	91,064	141,710	141,710	-
Tax Office	739,260	756,320	761,970	5,650
Municipal Court	1,148,810	1,180,210	1,265,860	85,650
Budget and Financial Analysis	389,958	413,700	398,610	(15,090)
Information Technology	2,472,493	2,540,490	2,661,354	120,864
Telecommunications	151,274	202,330	202,040	(290)
LESS: Work Order Credits				
Economic Development	-	-	(106,400)	(106,400)
Communications and Marketing	(45,563)	(45,570)	(45,570)	-
Mesquite Arts Center	(35,600)	(35,600)	(35,600)	-
Risk Management Services	(324,268)	(331,210)	(376,030)	(44,820)
Finance Administration	-	-	(138,770)	(138,770)
Information Technology	(2,472,493)	(2,540,490)	(2,661,354)	(120,864)
Printshop/Mailroom	(26,077)	(20,000)	(20,000)	-
Central Copy	(184,337)	(141,710)	(141,710)	-
Transportation Pool	(6,056)	(4,200)	(3,200)	1,000
Total General Government	\$ 11,092,160	\$ 12,245,740	\$ 12,062,920	\$ (182,820)

Housing and Community Services				
Administration	\$ 214,066	\$ 151,570	\$ 61,460	\$ (90,110)
Animal Services	962,944	1,286,660	1,271,680	(14,980)
Public Health Clinic	83,719	108,810	91,530	(17,280)
STAR Transit	208,000	210,000	210,000	-
Volunteer Services	64,579	80,170	87,490	7,320
Total Housing and Community Services	\$ 1,533,307	\$ 1,837,210	\$ 1,722,160	\$ (115,050)

Neighborhood Services				
Administration	\$ 200,324	\$ 198,610	\$ 278,520	\$ 79,910
Environmental Code	866,819	845,550	975,150	129,600
Neighborhood Vitality	-	152,890	97,480	(55,410)
Total Neighborhood Services	\$ 1,067,144	\$ 1,197,050	\$ 1,351,150	\$ 154,100

Library Services				
Administration	\$ 770,180	\$ 713,500	\$ 841,010	\$ 127,510
North Branch	559,711	582,940	575,510	(7,430)
Central Branch	711,312	880,160	669,300	(210,860)
Total Library Services	\$ 2,041,203	\$ 2,176,600	\$ 2,085,820	\$ (90,780)

City of Mesquite
Amended General Fund Expenditures
Fiscal Year 2017-18

Governmental Activity	Actual 2016-17	Adopted 2017-18	Amended 2017-18	Variance
Fire Service				
Administration	\$ 1,278,206	\$ 1,242,200	\$ 1,395,972	\$ 153,772
Operations	21,477,843	22,496,820	22,069,340	(427,480)
Emergency Medical Services	1,223,027	1,141,920	1,242,240	100,320
Fire Prevention	1,336,460	1,283,030	1,370,610	87,580
Training	1,010,531	480,440	1,051,140	570,700
Emergency Management	211,415	219,270	218,630	(640)
Total Fire Service	\$ 26,537,481	\$ 26,863,680	\$ 27,347,932	\$ 484,252

Police Service				
Administration	\$ 1,032,585	\$ 1,052,550	\$ 1,052,690	\$ 140
Patrol and Traffic Division	17,503,757	16,927,260	17,702,230	774,970
Criminal Investigations	6,747,221	6,719,070	6,765,474	46,404
School Resource Officers	1,380,691	2,511,680	2,653,422	141,742
Technical Services	6,823,794	6,785,100	6,678,880	(106,220)
Staff Support Services	1,385,527	1,349,350	1,492,480	143,130
LESS: Work Order Credits				
Administration	(456)	-	-	-
Patrol and Traffic	(796,379)	(275,360)	(275,360)	-
Criminal Investigations	(49,033)	(21,000)	(21,000)	-
School Resource Officers	(7,728)	(1,248,680)	(1,326,711)	(78,031)
Technical Services	(1,503)	-	-	-
Staff Support Services	(2,887)	-	-	-
Total Police Service	\$ 34,015,588	\$ 33,799,970	\$ 34,722,105	\$ 922,135

Public Works				
Administration	\$ 392,582	\$ 510,060	\$ 373,170	\$ (136,890)
Traffic Engineering	1,167,803	1,207,050	1,217,830	10,780
Street Lighting	1,129,498	1,234,650	1,230,107	(4,543)
Engineering	484,752	470,860	465,110	(5,750)
Solid Waste Collection	5,526,769	5,599,750	5,631,670	31,920
Compost Facility Operations	594,920	512,480	501,170	(11,310)
Street Maintenance	2,999,312	3,110,330	2,970,650	(139,680)
Equipment Services	4,746,431	5,148,730	5,047,810	(100,920)
LESS: Work Order Credits				
Traffic Engineering	(202,055)	(197,520)	(197,520)	-
Engineering	(876,409)	(750,000)	(1,500,000)	(750,000)
Street Maintenance	(166,732)	(5,500)	(5,500)	-
Equipment Services	(3,566,350)	(3,728,000)	(3,569,310)	158,690
Total Public Works	\$ 12,230,520	\$ 13,112,890	\$ 12,165,187	\$ (947,703)

Planning and Development Services				
Administration	\$ 296,742	\$ 308,130	\$ 429,760	\$ 121,630
Building Inspection	1,152,064	1,113,640	1,273,520	159,880
Licensing and Compliance	487,647	586,940	515,010	(71,930)
Repair and Demolition	59,642	90,000	50,000	(40,000)
Planning and Zoning	361,196	443,460	420,350	(23,110)
Historical Preservation	121,812	131,260	127,730	(3,530)
LESS: Work Order Credits				
Historical Preservation	(35,738)	(35,740)	(35,740)	-
Total Planning and Development Services	\$ 2,443,364	\$ 2,637,690	\$ 2,780,630	\$ 142,940

City of Mesquite
Amended General Fund Expenditures
Fiscal Year 2017-18

Governmental Activity	Actual 2016-17	Adopted 2017-18	Amended 2017-18	Variance
Parks and Recreation				
Administration	\$ 462,539	\$ 511,870	\$ 525,090	\$ 13,220
Park Operations	3,561,114	3,604,170	3,575,920	(28,250)
Tennis Center	139,682	120,370	131,390	11,020
Golf Course	-	-	-	-
Recreation Administration	1,651,282	1,276,680	1,599,670	322,990
Summer Sizzle Festival	112,516	105,000	102,700	(2,300)
Special Events	150,443	148,030	163,280	15,250
Florence Community Center	88,849	99,950	100,100	150
Lakeside Activity Center	20,633	20,570	20,570	-
Shaw Gymnasium	434	6,650	6,650	-
Goodbar Activity Center	8,980	15,450	17,800	2,350
Athletic Programs	495,586	525,050	504,720	(20,330)
Evans Community Center	214,789	211,420	218,900	7,480
Scott Dunford Community Center	73,343	83,820	70,830	(12,990)
Westlake House	4,278	4,840	4,800	(40)
Rutherford Community Center	146,466	153,970	152,860	(1,110)
Day Camp	7,294	11,900	10,550	(1,350)
Thompson School Gymnasium	-	6,000	6,000	-
Afterschool Adventures Program	115,254	122,630	118,900	(3,730)
Senior Program	411,295	265,260	367,390	102,130
Summer Camp Program	81,893	74,150	104,550	30,400
City Lake Pool	170,710	201,930	205,540	3,610
Town East Pool	131,129	149,730	144,230	(5,500)
Vanston Pool	136,531	126,300	135,300	9,000
Marlins Swim Team	19,221	19,840	21,740	1,900
Total Parks and Recreation Expenditures	8,204,261	7,865,580	8,309,480	443,900
LESS: Work Order Credits				
Park Facilities and Operations - 4B	(6,295,862)	(7,085,650)	(7,185,650)	\$ (100,000)
Town East Pool - MISD	(34,063)	(35,000)	(35,000)	-
Florence Community Center - MISD	(11,837)	(16,000)	(14,000)	2,000
Total Parks and Recreation	\$ 1,862,499	\$ 728,930	\$ 1,074,830	\$ 345,900

Other Expenditures				
Insurance	\$ 1,342,000	\$ 1,334,600	\$ 1,462,630	\$ 128,030
Reserves	456,937	831,820	1,128,260	296,440
Foreclosed Properties	934	2,000	2,000	-
Public Safety Equipment	1,089,874	1,680,000	1,780,000	100,000
Total Other Expenditures	\$ 2,889,745	\$ 3,848,420	\$ 4,372,890	\$ 524,470

Other Financing Uses				
Transfer Out - Group Medical Insurance Fund		\$ -	\$ 500,000	\$ 500,000
Transfer Out - Capital Project Reserve Fund		200,000	200,000	-
Transfer Out - GO Debt Service Fund	14,800,000	15,300,000	15,300,000	-
Total Other Financing Uses	\$ 14,800,000	\$ 15,500,000	\$ 16,000,000	\$ 500,000

Total General Fund Expenditures	\$ 110,513,011	\$ 113,948,180	\$ 115,685,624	\$ 1,737,444
--	-----------------------	-----------------------	-----------------------	---------------------

City of Mesquite
Amended Budget/Water and Sewer Operating Fund
Fiscal Year 2017-18

	Actual 2016-17	Adopted 2017-18	Amended 2017-18	Variance
Revenues				
Water Sales	\$ 32,592,843	\$ 34,500,000	\$ 34,500,000	\$ -
Water Taps and Connections	20,101	25,000	25,000	-
Penalty Income	657,868	650,000	650,000	-
Collection/Charged off Bills	10,681	17,000	17,000	-
Reconnect Fees & Transfer Fees	339,126	353,000	353,000	-
Sale of Bulk Water	1,152,395	925,000	925,000	-
Sewer Service	27,197,864	28,060,000	28,060,000	-
Lower East Fork Sewer Line	1,282,244	1,451,770	1,451,770	-
Sewer Backflow Inspections	64,550	60,000	60,000	-
Interest Income	156,279	100,000	300,000	200,000
Miscellaneous	419,576	300,000	300,000	-
Total Revenues	\$ 63,893,526	\$ 66,441,770	\$ 66,641,770	\$ 200,000

Operating Expenditures				
Administration	\$ 465,841	\$ 427,280	\$ 430,830	\$ 3,550
Utility Billing	3,561,005	3,883,670	3,895,350	11,680
Water Sewer Engineering	21,922	119,330	120,450	1,120
Infrastructure Maintenance	66,905	173,060	180,250	7,190
GIS Operations	593,221	597,870	602,580	4,710
Water Production	21,202,119	23,727,280	23,751,850	24,570
Meter Services	936,376	1,036,480	1,080,220	43,740
Water Distribution	2,051,647	2,206,780	2,235,230	28,450
Wastewater Collection	1,493,900	1,558,870	1,577,130	18,260
Wastewater Treatment	8,583,912	9,379,810	9,379,810	-
NTMWD-East Fork Sewer Line	1,311,860	1,451,770	1,451,770	-
Other Expenditures	476,279	399,450	429,450	30,000
Capital Outlay	1,113,019	920,400	1,006,900	86,500
Transfer Out - General Liability Insurance Fund	1,405,000	1,405,000	1,405,000	-
Transfer Out - General Fund	4,550,000	4,550,000	4,550,000	-
Transfer Out - GO Debt Service Fund	1,692,748	522,020	522,020	-
Transfer Out - W&S Debt Service Fund	7,800,407	9,240,000	9,240,000	-
Reserves	1,581,566	457,000	457,000	-
Total Expenditures	\$ 58,907,727	\$ 62,056,070	\$ 62,315,840	\$ 259,770

Excess (Deficiency) Revenues				
Over Expenditures	\$ 4,985,800	\$ 4,385,700	\$ 4,325,930	\$ (59,770)

Working Capital, October 1	\$ 22,063,425	\$ 27,049,225	\$ 27,049,225	\$ -
----------------------------	---------------	---------------	---------------	------

Working Capital, September 30	\$ 27,049,225	\$ 31,434,925	\$ 31,375,155	\$ (59,770)
-------------------------------	---------------	---------------	---------------	-------------

Days of Working Capital	168	185	184
-------------------------	-----	-----	-----

City of Mesquite
Amended Budget/Drainage Utility District Operating Fund
Fiscal Year 2017-18

	Actual 2016-17	Adopted 2017-18	Amended 2017-18	Variance
Revenues				
Interest Income	\$ 8,033	\$ 8,000	\$ 18,000	\$ 10,000
Residential Drainage Fees	2,024,135	1,980,000	1,980,000	-
Commercial Drainage Fees	1,959,371	1,800,000	1,800,000	-
Transfer In - DUD Revenue Reserve Fund	17,570	24,340	24,340	-
Total Revenues	\$ 4,009,109	\$ 3,812,340	\$ 3,822,340	\$ 10,000
Expenditures				
TPDES Permit Program Operatons	\$ 520,197	\$ 543,180	\$ 577,280	\$ 34,100
Street Sweeping Program	194,450	205,010	190,270	(14,740)
Capital Outlay	263,633	139,740	221,660	81,920
Transfer Out - DUD Debt Service Fund	488,169	508,000	508,000	-
Transfer Out - DUD Capital Project Fund	2,500,000	2,500,000	2,500,000	-
Total Expenditures	\$ 3,966,448	\$ 3,895,930	\$ 3,997,210	\$ 101,280
Excess (Deficiency) Revenues Over Expenditures	\$ 42,661	\$ (83,590)	\$ (174,870)	\$ (91,280)
Working Capital, October 1	\$ 929,295	\$ 971,956	\$ 971,956	\$ -
Working Capital, September 30	\$ 971,956	\$ 888,366	\$ 797,086	\$ (91,280)

City of Mesquite
Amended Budget/Airport Operating Fund
Fiscal Year 2017-18

	Actual	Adopted	Amended	Variance
	2016-17	2017-18	2017-18	
Revenues				
Hangar Rentals	\$ 530,233	\$ 631,820	\$ 587,280	\$ (44,540)
Tie Downs	7,221	7,500	7,500	-
Fuel Sales	1,083,468	1,274,740	1,274,740	-
Oil Sales	2,049	2,000	2,000	-
Airport Lease Receipts	14,669	13,170	13,170	-
Airport Tenant Utility Receipts	10,469	3,500	5,000	1,500
Airport Pilot Supplies	1,934	2,500	8,000	5,500
Other Revenues	4,600	50,000	50,000	-
Total Revenues	\$ 1,654,644	\$ 1,985,230	\$ 1,947,690	\$ (37,540)
Operating Expenditures				
Personal Services	\$ 383,814	\$ 435,410	\$ 422,150	\$ (13,260)
Supplies - Fuel	725,843	917,810	917,810	-
Supplies - Other	13,305	11,480	11,480	-
Contractual Services	294,343	310,400	319,570	9,170
Capital Outlay	2,286	3,000	3,090	90
Transfer Out - GO Debt Service Fund	199,804	199,810	199,810	-
Total Expenditures	\$ 1,619,395	\$ 1,877,910	\$ 1,873,910	\$ (4,000)
Excess (Deficiency) Revenues				
Over Expenditures	\$ 35,249	\$ 107,320	\$ 73,780	\$ (33,540)
Working Capital, October 1	\$ (38,450)	\$ (3,201)	\$ (3,201)	\$ -
Working Capital, September 30	\$ (3,201)	\$ 104,119	\$ 70,579	\$ (33,540)

City of Mesquite
Amended Budget/Golf Course Operating Fund
Fiscal Year 2017-18

	Actual	Adopted	Amended	Variance
	2016-17	2017-18	2017-18	
Revenues				
Green Fees	\$ 487,516	\$ 605,000	\$ 605,000	\$ -
Cart Rental Fees	326,714	312,000	312,000	-
Driving Range Fees	71,480	70,000	70,000	-
Concessions	86,271	95,000	95,000	-
Pro Shop Merchandise Sales	44,088	50,000	50,000	-
Mesquite Private Golf Club	-	8,000	8,000	-
Transfer In - Water Sewer	22,347	-	-	-
Transfer In - Drainage Utility	217,000	-	-	-
Other Revenues	22,782	10,000	10,000	-
Total Revenues	\$ 1,278,198	\$ 1,150,000	\$ 1,150,000	\$ -

Operating Expenditures				
Personal Services	\$ 785,214	\$ 689,090	\$ 694,310	\$ 5,220
Supplies - Pro Shop Merchandise	36,111	40,000	40,000	-
Supplies - Other	98,024	109,720	109,740	20
Contractual Services	180,989	217,070	215,880	(1,190)
Capital Outlay	-	-	-	-
Capital Lease - Golf Carts	68,673	70,000	70,000	-
Total Expenditures	\$ 1,169,012	\$ 1,125,880	\$ 1,129,930	\$ 4,050

Excess (Deficiency) Revenues				
Over Expenditures	\$ 109,187	\$ 24,120	\$ 20,070	\$ (4,050)

Working Capital, October 1	\$ (109,187)	\$ -	\$ -	\$ -
-----------------------------------	---------------------	-------------	-------------	-------------

Working Capital, September 30	\$ -	\$ 24,120	\$ 20,070	\$ (4,050)
--------------------------------------	-------------	------------------	------------------	-------------------

City of Mesquite
Amended Budget/General Obligation Bond Debt Service Fund
Fiscal Year 2017-18

	Actual 2016-17	Adopted 2017-18	Amended 2017-18	Variance
Revenues				
Interest Income	\$ 6,891	\$ -	\$ -	\$ -
Transfer In - Roadway Impact Fee Fund	458,175	1,350,000	1,350,000	-
Transfer In - Capital Projects Reserve Fund	-	50,000	50,000	-
Transfer In - Capital Project Funds	2,751	-	-	-
Transfer In - General Fund	14,800,000	15,300,000	15,300,000	-
Transfer In - Water and Sewer Fund	1,692,748	522,020	522,020	-
Transfer In - 4B Sales Tax Fund	324,081	478,640	478,640	-
Transfer In - Airport Operating Fund	199,804	199,810	199,810	-
Total Revenues	\$ 17,484,450	\$ 17,900,470	\$ 17,900,470	\$ -
Expenditures				
Principal	\$ 10,630,000	\$ 12,805,000	\$ 12,805,000	\$ -
Interest	6,218,879	5,657,360	5,657,360	-
Other Expenditures	109,064	10,000	10,000	-
Fiscal Agent Fees	12,500	10,000	10,000	-
Total Expenditures	\$ 16,970,443	\$ 18,482,360	\$ 18,482,360	\$ -
Excess (Deficiency) Revenues				
Over Expenditures	\$ 514,007	\$ (581,890)	\$ (581,890)	\$ -
Fund Balance, October 1	\$ 85,167	\$ 599,174	\$ 599,174	\$ -
Fund Balance, September 30	\$ 599,174	\$ 17,284	\$ 17,284	\$ -

City of Mesquite
Amended Budget/Water and Sewer Revenue Bond Debt Service Fund
Fiscal Year 2017-18

	Actual 2016-17	Adopted 2017-18	Amended 2017-18	Variance
Revenues				
Transfer In - Water and Sewer Operating Fund	\$ 7,800,407	\$ 9,240,000	\$ 9,240,000	\$ -
Transfer In - Water and Sewer Impact Fee Fund	450,000	364,400	364,400	-
Total Revenues	\$ 8,250,407	\$ 9,604,400	\$ 9,604,400	\$ -
Expenditures				
Principal	\$ 5,585,000	\$ 5,990,000	\$ 5,990,000	\$ -
Interest	2,535,037	2,846,240	2,846,240	-
Other Expenditures	112,916	15,000	15,000	-
Fiscal Agent Fees	6,250	6,500	6,500	-
Total Expenditures	\$ 8,239,204	\$ 8,857,740	\$ 8,857,740	\$ -
Excess (Deficiency) Revenues Over Expenditures	\$ 11,203	\$ 746,660	\$ 746,660	\$ -
Fund Balance, October 1	\$ 1,909,954	\$ 1,921,157	\$ 1,921,157	\$ -
Fund Balance, September 30	\$ 1,921,157	\$ 2,667,817	\$ 2,667,817	\$ -

City of Mesquite
Amended Budget/Drainage Utility District Revenue Bond Debt Service Fund
Fiscal Year 2017-18

	Actual 2016-17	Adopted 2017-18	Amended 2017-18	Variance
Revenues				
Transfer In - DUD Operating Fund	\$ 488,169	\$ 508,000	\$ 508,000	\$ -
Total Revenues	\$ 488,169	\$ 508,000	\$ 508,000	\$ -
Expenditures				
Principal	\$ 435,000	\$ 450,000	\$ 450,000	\$ -
Interest	59,580	47,820	47,820	-
Fiscal Agent Fees	750	750	750	-
Total Expenditures	\$ 495,330	\$ 498,570	\$ 498,570	\$ -
Excess (Deficiency) Revenues Over Expenditures	\$ (7,161)	\$ 9,430	\$ 9,430	\$ -
Fund Balance, October 1	\$ 204,269	\$ 197,108	\$ 197,108	\$ -
Fund Balance, September 30	\$ 197,108	\$ 206,538	\$ 206,538	\$ -

City of Mesquite
Amended Budget/Water and Sewer Revenue Reserve Fund
Fiscal Year 2017-18

	Actual 2016-17	Adopted 2017-18	Amended 2017-18	Variance
Revenues				
W&S Revenue Bond Sale Proceeds	\$ -	\$ -	\$ -	\$ -
Total Revenues	\$ -	\$ -	\$ -	\$ -
Expenditures				
Transfer Out - Water and Sewer Debt Service Fund	\$ -	\$ -	\$ -	\$ -
Total Expenditures	\$ -	\$ -	\$ -	\$ -
Excess (Deficiency) Revenues Over Expenditures	\$ -	\$ -	\$ -	\$ -
Fund Balance, October 1	\$ 290,331	\$ 290,331	\$ 290,331	\$ -
Fund Balance, September 30	\$ 290,331	\$ 290,331	\$ 290,331	\$ -

City of Mesquite
Amended Budget/Drainage Utility District Revenue Reserve Fund
Fiscal Year 2017-18

	Actual 2016-17	Adopted 2017-18	Amended 2017-18	Variance
Revenues				
DUD Revenue Bond Sale Proceeds	\$ -	\$ -	\$ -	\$ -
Total Revenues	\$ -	\$ -	\$ -	\$ -
Expenditures				
Transfer Out - DUD Operating Fund	\$ 17,570	\$ 24,340	\$ 24,340	\$ -
Total Expenditures	\$ 17,570	\$ 24,340	\$ 24,340	\$ -
Excess (Deficiency) Revenues Over Expenditures	\$ (17,570)	\$ (24,340)	\$ (24,340)	\$ -
Fund Balance, October 1	\$ 391,420	\$ 373,850	\$ 373,850	\$ -
Fund Balance, September 30	\$ 373,850	\$ 349,510	\$ 349,510	\$ -

City of Mesquite
Amended Budget/Group Medical Insurance Fund
Fiscal Year 2017-18

	Actual 2016-17	Adopted 2017-18	Amended 2017-18	Variance
Revenues				
Transfer In - General Fund	\$ -	\$ -	\$ 500,000	\$ 500,000
Employer Contributions	10,298,033	10,370,000	11,370,000	1,000,000
Employee Contributions	1,685,011	1,720,000	1,720,000	-
Vision Insurance Premiums	42,662	35,000	35,000	-
Life Insurance Premiums	54,311	55,000	55,000	-
Dental Insurance Premiums	737,067	700,000	700,000	-
Supplemental Life Insurance Premiums	259,141	240,000	240,000	-
Long-term Disability Premiums	98,963	95,000	95,000	-
Health Insurance Surcharges	88,691	106,000	106,000	-
Critical Care Premiums	86,210	80,000	80,000	-
COBRA Medical Insurance Contributions	-	-	-	-
Health Clinic Copays	33,516	32,500	32,500	-
Health Clinic Pharmacy Copays	388,195	450,000	450,000	-
Retirees Medical Insurance Contributions	1,426,284	1,450,000	1,450,000	-
Health Claims Reimbursements	401,451	150,000	150,000	-
Total Revenues	\$ 15,599,534	\$ 15,483,500	\$ 16,983,500	\$ 1,500,000
Expenditures				
Health Claims	\$ 8,127,749	\$ 8,400,000	\$ 8,400,000	\$ -
Pharmaceutical	2,594,988	3,000,000	3,000,000	-
Administrative Fee - Medical	586,017	452,500	452,500	-
HSA Contributions	1,415,125	1,400,000	1,400,000	-
Health Clinic Operating	452,300	513,500	513,500	-
Stop Loss Coverage Premium	330,764	416,750	416,750	-
Medicare Supplement Premiums	1,018,938	1,057,800	1,057,800	-
Health Claims - Vision	112,752	126,000	126,000	-
Dental Premiums - Managed Care	69,307	72,100	72,100	-
Dental Premiums - Indemnity	680,062	762,000	762,000	-
Life Insurance Premiums	315,755	310,000	310,000	-
Reserve Funding Claims	240,320	-	-	-
Professional Services	102,805	230,000	230,000	-
Miscellaneous	9,755	13,510	13,510	-
Employee Assistance Program	26,974	27,000	27,000	-
Employee Wellness Program	4,598	12,000	12,000	-
Critical Care Premiums	86,286	85,000	85,000	-
Long-term Disability Premiums	96,790	98,000	98,000	-
Total Expenditures	\$ 16,271,285	\$ 16,976,160	\$ 16,976,160	\$ -
Excess (Deficiency) Revenues				
Over Expenditures	\$ (671,751)	\$ (1,492,660)	\$ 7,340	\$ 1,500,000
Fund Balance, October 1	\$ (4,478,678)	\$ (5,150,429)	\$ (5,150,429)	\$ -
Fund Balance, September 30	\$ (5,150,429)	\$ (6,643,089)	\$ (5,143,089)	\$ 1,500,000

City of Mesquite
Amended Budget/General Liability Insurance Fund
Fiscal Year 2017-18

	Actual 2016-17	Adopted 2017-18	Amended 2017-18	Variance
Revenues				
Interest Income	\$ 9,089	\$ 7,500	\$ 15,000	\$ 7,500
Market Gain on Investments	(799)	-	-	-
Transfer In - Water and Sewer Operating Fund	1,405,000	1,405,000	1,405,000	-
Workers' Compensation Contributions	1,747,078	1,640,500	1,740,000	99,500
Other Revenue	52,064	25,000	135,000	110,000
Total Revenues	\$ 3,212,432	\$ 3,078,000	\$ 3,295,000	\$ 217,000

Expenditures				
Personal Services	\$ 355,480	\$ 361,210	\$ 361,210	\$ -
Legal Services/Court Costs	226,369	200,000	230,000	30,000
Consulting Services	-	-	-	-
Insurance Premiums	701,425	640,000	640,000	-
General Liability Claims	537,667	425,000	425,000	-
Reserve Funding Claims	176,491	-	-	-
Workers' Compensation Claims	877,165	1,250,000	1,250,000	-
Other Expenditures	128,793	20,460	130,460	110,000
Total Expenditures	\$ 3,003,389	\$ 2,896,670	\$ 3,036,670	\$ 140,000

Excess (Deficiency) Revenues				
Over Expenditures	\$ 209,043	\$ 181,330	\$ 258,330	\$ 77,000

Fund Balance, October 1	\$ (1,210,971)	\$ (1,001,928)	\$ (1,001,928)	\$ -
--------------------------------	-----------------------	-----------------------	-----------------------	-------------

Fund Balance, September 30	\$ (1,001,928)	\$ (820,598)	\$ (743,598)	\$ 77,000
-----------------------------------	-----------------------	---------------------	---------------------	------------------

City of Mesquite
Amended Budget/Hotel Occupancy Tax Fund
Fiscal Year 2017-18

	Actual 2016-17	Adopted 2017-18	Amended 2017-18	Variance
Revenues				
Interest Income	\$ 8,885	\$ 6,500	\$ 18,000	\$ 11,500
Market Gain on Investments	(823)	-	-	-
Hotel Occupancy Tax	1,539,448	1,360,000	1,360,000	-
Total Revenues	\$ 1,547,509	\$ 1,366,500	\$ 1,378,000	\$ 11,500
Expenditures				
Convention and Visitors Bureau	\$ 409,811	\$ 693,660	\$ 698,632	\$ 4,972
Mesquite Arts Council, Inc.	179,734	152,400	152,400	-
Historic Mesquite, Inc.	179,734	152,400	152,400	-
Other Expenditures	94,412	135,000	135,000	-
Transfer Out - Conference Center				
Capital Replacement Reserve Fund	58,000	58,000	58,000	-
Conference Center Marketing	140,656	200,000	200,000	-
Downtown Branding	-	-	-	-
Total Expenditures	\$ 1,062,346	\$ 1,391,460	\$ 1,396,432	\$ 4,972
Excess (Deficiency) Revenues Over Expenditures	\$ 485,163	\$ (24,960)	\$ (18,432)	\$ 6,528
Fund Balance, October 1	\$ 752,946	\$ 1,238,109	\$ 1,238,109	\$ -
Fund Balance, September 30	\$ 1,238,109	\$ 1,213,149	\$ 1,219,677	\$ 6,528

City of Mesquite
Amended Budget/Confiscated Seizure Fund
Fiscal Year 2017-18

	Actual 2016-17	Adopted 2017-18	Amended 2017-18	Variance
Revenues				
Interest Income	\$ 28,994	\$ 19,500	\$ 30,000	\$ 10,500
Other Income	28,766	-	-	-
Court Awarded Proceeds	388,486	430,000	430,000	-
Total Revenues	\$ 446,245	\$ 449,500	\$ 460,000	\$ 10,500
Expenditures				
Supplies	\$ 180,895	\$ 104,750	\$ 327,750	\$ 223,000
Contractual	145,024	286,960	362,960	76,000
Capital Outlay	1,075,187	150,990	1,068,538	917,548
Total Expenditures	\$ 1,401,107	\$ 542,700	\$ 1,759,248	\$ 1,216,548
Excess (Deficiency) Revenues Over Expenditures	\$ (954,861)	\$ (93,200)	\$ (1,299,248)	\$ (1,206,048)
Fund Balance, October 1	\$ 3,757,698	\$ 2,802,837	\$ 2,802,837	\$ -
Fund Balance, September 30	\$ 2,802,837	\$ 2,709,637	\$ 1,503,589	\$ (1,206,048)

City of Mesquite
Amended Budget/Photo Enforcement Fund
Fiscal Year 2017-18

	Actual 2016-17	Adopted 2017-18	Amended 2017-18	Variance
Revenues				
Interest Income	\$ 1,316	\$ 1,000	\$ 1,000	\$ -
School Bus Camera Violation Proceeds	12,944	15,000	15,000	-
Red Light Camera Violation Proceeds	156,511	300,000	300,000	-
Total Revenues	\$ 170,771	\$ 316,000	\$ 316,000	\$ -
Expenditures				
Contractual Services	\$ 12,702	\$ 150,000	\$ 150,000	\$ -
Transfer Out - General Fund	150,000	150,000	150,000	-
Total Expenditures	\$ 162,702	\$ 300,000	\$ 300,000	\$ -
Excess (Deficiency) Revenues Over Expenditures	\$ 8,069	\$ 16,000	\$ 16,000	\$ -
Fund Balance, October 1	\$ 40,826	\$ 48,895	\$ 48,895	\$ -
Fund Balance, September 30	\$ 48,895	\$ 64,895	\$ 64,895	\$ -

City of Mesquite
Amended Budget/9-1-1 Service Fee Fund
Fiscal Year 2017-18

	Actual 2016-17	Adopted 2017-18	Amended 2017-18	Variance
Revenues				
9-1-1 Phone Charges	\$ 273,605	\$ 270,000	\$ 270,000	\$ -
Interest Income	597	-	-	-
Wireless 9-1-1 Phone Charges	713,877	735,000	735,000	-
Total Revenues	\$ 988,078	\$ 1,005,000	\$ 1,005,000	\$ -
Expenditures				
Contractual Services	\$ 137,264	\$ 130,000	\$ 140,000	\$ 10,000
Transfer Out - General Fund	900,000	900,000	900,000	-
Total Expenditures	\$ 1,037,264	\$ 1,030,000	\$ 1,040,000	\$ 10,000
Excess (Deficiency) Revenues Over Expenditures				
	\$ (49,185)	\$ (25,000)	\$ (35,000)	\$ (10,000)
Fund Balance, October 1	\$ 150,368	\$ 101,183	\$ 101,183	\$ -
Fund Balance, September 30	\$ 101,183	\$ 76,183	\$ 66,183	\$ (10,000)

City of Mesquite
Amended Budget/Community Development Block Grant Program Fund
Fiscal Year 2017-18

	Actual 2016-17	Adopted 2017-18	Amended 2017-18	Variance
Revenues				
Intergovernmental-Entitlement	\$ 891,395	\$ 1,001,920	\$ 1,550,788	\$ 548,868
Intergovernmental-Neighborhood Stabilization	-	-	-	-
Total Revenues	\$ 891,395	\$ 1,001,920	\$ 1,550,788	\$ 548,868
Expenditures				
2018-19 Projects				
Administration	\$ -	\$ -	\$ -	\$ -
Comprehensive Planning	-	-	-	-
Code Enforcement	-	-	-	-
Down Payment Assistance	-	-	-	-
Housing Rehabilitation	-	-	-	-
Mission East Dallas County Health Ministries	-	-	-	-
H.O.M.E.	-	-	-	-
Mesquite Social Services	-	-	-	-
New Beginnings Center	-	-	-	-
Orphan Sidewalks	-	-	-	-
Sharing Life Outreach Program	-	-	-	-
Sharing Life Outreach Homelessness Transition Program	-	-	-	-
Summer Youth Internship Program	-	-	-	-
Neighborhood Development Program	-	-	-	-
Total 2017-18 Projects	\$ -	\$ -	\$ -	\$ -
Expenditures				
2017-18 Projects				
Administration	\$ -	\$ 89,966	\$ 120,335	\$ 30,369
Comprehensive Planning	-	-	93,385	93,385
Code Enforcement	-	100,300	187,872	87,572
Down Payment Assistance	-	75,000	75,000	-
Housing Rehabilitation	-	334,485	586,552	252,067
Mission East Dallas County Health Ministries	-	-	15,000	15,000
H.O.M.E.	-	75,000	75,000	-
Mesquite Social Services	-	30,000	30,000	-
New Beginnings Center	-	30,000	30,000	-
Orphan Sidewalks	-	75,000	75,000	-
Sharing Life Outreach Program	-	25,000	25,000	-
Sharing Life Outreach Homelessness Transition Program	-	30,000	30,000	-
Summer Youth Internship Program	-	30,000	30,000	-
Neighborhood Development Program	-	107,169	177,644	70,475
Total 2017-18 Projects	\$ -	\$ 1,001,920	\$ 1,550,788	\$ 548,868
Expenditures				
2016-17 Projects				
Administration	\$ 80,673	\$ -	\$ -	\$ -
Comprehensive Planning	42,734	-	-	-
Code Enforcement	206,400	-	-	-
Housing Rehabilitation	347,050	-	-	-
Mission East Dallas County Health Ministries	-	-	-	-
New Beginnings Center	22,000	-	-	-
Mesquite Social Services	22,000	-	-	-
Sharing Life Outreach Program	11,000	-	-	-
Sharing Life Outreach Homeless Transition Program	24,000	-	-	-
Neighborhood Development Program	135,538	-	-	-
Total 2016-17 Projects	\$ 891,395	\$ -	\$ -	\$ -
Total Expenditures - All Program Years	\$ 891,395	\$ 1,001,920	\$ 1,550,788	\$ 548,868
Excess (Deficiency) Revenues				
Over Expenditures	\$ -	\$ -	\$ -	\$ -
Fund Balance, October 1	\$ -	\$ -	\$ -	\$ -
Fund Balance, September 30	\$ -	\$ -	\$ -	\$ -

City of Mesquite				
Amended Budget/Housing Choice Voucher Program Fund				
Fiscal Year 2017-18				

	Actual 2016-17	Adopted 2017-18	Amended 2017-18	Variance
Revenues				
Interest Income	\$ 9,720	\$ 5,300	\$ 14,000	\$ 8,700
Intergovernmental - Section 8 Voucher	13,246,702	12,608,000	13,103,000	495,000
Total Revenues	\$ 13,256,422	\$ 12,613,300	\$ 13,117,000	\$ 503,700
Expenditures				
Housing Choice Voucher Program	\$ 12,847,023	\$ 12,526,850	\$ 13,063,800	\$ 536,950
Transfer Out - General Fund	150,000	150,000	150,000	-
Total Expenditures	\$ 12,997,023	\$ 12,676,850	\$ 13,213,800	\$ 536,950
Excess (Deficiency) Revenues				
Over Expenditures	\$ 259,398	\$ (63,550)	\$ (96,800)	\$ (33,250)
Fund Balance, October 1	\$ 1,083,241	\$ 1,342,639	\$ 1,342,639	\$ -
Fund Balance, September 30	\$ 1,342,639	\$ 1,279,089	\$ 1,245,839	\$ (33,250)

City of Mesquite
Amended Budget/Public, Educational and Government Access Fund
Fiscal Year 2017-18

	Actual 2016-17	Adopted 2017-18	Amended 2017-18	Variance
Revenues				
Interest Income	\$ 4,438	\$ 2,500	\$ 7,000	\$ 4,500
Cable TV PEG Fees	251,306	275,000	275,000	-
Total Revenues	\$ 255,743	\$ 277,500	\$ 282,000	\$ 4,500
Expenditures				
Contractual Services	\$ 90,014	\$ 160,000	\$ 160,000	\$ -
Capital Outlay	78,778	150,000	150,000	-
Total Expenditures	\$ 168,792	\$ 310,000	\$ 310,000	\$ -
Excess (Deficiency) Revenues Over Expenditures	\$ 86,952	\$ (32,500)	\$ (28,000)	\$ 4,500
Fund Balance, October 1	\$ 657,887	\$ 744,838	\$ 744,838	\$ -
Fund Balance, September 30	\$ 744,838	\$ 712,338	\$ 716,838	\$ 4,500

City of Mesquite
Amended Budget/Mesquite Quality of Life Corporation Fund
Fiscal Year 2017-18

	Actual 2016-17	Adopted 2017-18	Amended 2017-18	Variance
Revenues				
Interest Income	\$ 37,828	\$ 30,000	\$ 30,000	\$ -
Contributions and Reimbursements	-	70,000	70,000	-
Grants	468,227	187,500	5,059,406	4,871,906
Other Revenue	25,000	-	3,810,000	3,810,000
Special Use Sales Tax	10,916,110	10,750,000	10,750,000	-
Total Revenues	\$ 11,447,166	\$ 11,037,500	\$ 19,719,406	\$ 8,681,906
Expenditures				
Transportation Improvements	\$ 1,867,175	\$ 1,010,000	\$ 12,393,258	\$ 11,383,258
Public Safety Improvements	-	36,000	36,000	-
Parks and Recreation Improvements	10,993,852	9,085,650	12,206,443	3,120,793
Administration	200,000	200,000	250,000	50,000
Transfer Out - GO Debt Service Fund	324,081	478,640	478,640	-
Total Expenditures	\$ 13,385,108	\$ 10,810,290	\$ 25,364,341	\$ 14,554,051
Excess (Deficiency) Revenues				
Over Expenditures	\$ (1,937,943)	\$ 227,210	\$ (5,644,935)	\$ (5,872,145)
Fund Balance, October 1	\$ 8,024,711	\$ 6,086,769	\$ 6,086,769	\$ -
Fund Balance, September 30	\$ 6,086,769	\$ 6,313,979	\$ 441,834	\$ (5,872,145)

City of Mesquite
Amended Budget/Municipal Court Technology Fund
Fiscal Year 2017-18

	Actual 2016-17	Adopted 2017-18	Amended 2017-18	Variance
Revenues				
Interest Income	\$ 1,382	\$ 800	\$ 2,000	\$ 1,200
Municipal Court Technology Fee	80,295	70,000	70,000	-
Total Revenues	\$ 81,678	\$ 70,800	\$ 72,000	\$ 1,200
Expenditures				
Supplies	\$ 1,901	\$ 2,570	\$ 2,570	\$ -
Contractual Services	72,133	75,200	85,700	10,500
Capital Outlay	-	-	-	-
Total Expenditures	\$ 74,034	\$ 77,770	\$ 88,270	\$ 10,500
Excess (Deficiency) Revenues Over Expenditures	\$ 7,643	\$ (6,970)	\$ (16,270)	\$ (9,300)
Fund Balance, October 1	\$ 178,075	\$ 185,718	\$ 185,718	\$ -
Fund Balance, September 30	\$ 185,718	\$ 178,748	\$ 169,448	\$ (9,300)

City of Mesquite
Amended Budget/Capital Project Reserve Fund
Fiscal Year 2017-18

	Actual 2016-17	Adopted 2017-18	Amended 2017-18	Variance
Revenues				
Transfer In - General Fund	\$ -	\$ 200,000	\$ 200,000	\$ -
Transfer In - TIRZ Funds	485,991	496,670	496,670	-
Other Revenue	341,754	60,000	707,500	647,500
Interest Income	9,967	8,000	15,000	7,000
Total Revenues	\$ 837,712	\$ 764,670	\$ 1,419,170	\$ 654,500

Expenditures				
Transfer Out - GO Debt Service Fund	\$ -	\$ 50,000	\$ 50,000	\$ -
Transfer Out - General Fund	-	-	500,000	500,000
Other - Dispatch Equipment	-	-	7,200	7,200
Developer Participation - Camelot	238,671	167,368	221,509	54,141
Developer Participation - Ashley	-	200,000	800,000	600,000
IH-20 Land Use Plan	37,682	50,000	62,318	12,318
Hurricane Harvey Reception Center	227,292	-	-	-
Community Vision and Strategic Plan	-	150,000	150,000	-
Comprehensive Plan Update	-	225,000	225,000	-
Major Thoroughfare Pavement Preservation - Dallas County	-	-	387,500	387,500
Military Parkway Trail Phase 2	-	-	260,000	260,000
Administration	-	-	138,770	138,770
Total Expenditures	\$ 503,645	\$ 842,368	\$ 2,802,297	\$ 1,959,929

Excess (Deficiency) Revenues				
Over Expenditures	\$ 334,067	\$ (77,698)	\$ (1,383,127)	\$ (1,305,429)

Fund Balance, October 1	\$ 1,120,560	\$ 1,454,627	\$ 1,454,627	\$ -
--------------------------------	---------------------	---------------------	---------------------	-------------

Fund Balance, September 30	\$ 1,454,627	\$ 1,376,929	\$ 71,500	\$ (1,305,429)
-----------------------------------	---------------------	---------------------	------------------	-----------------------

City of Mesquite
Amended Budget/Rodeo City Tax Increment Financing District Fund
Fiscal Year 2017-18

	Actual 2016-17	Adopted 2017-18	Amended 2017-18	Variance
Revenues				
City of Mesquite	\$ 94,836	\$ 97,680	\$ 97,680	\$ -
Mesquite Independent School District	261,154	268,990	268,990	-
Total Revenues	\$ 355,990	\$ 366,670	\$ 366,670	\$ -
Expenditures				
Contractual Services	\$ -	\$ -	\$ -	\$ -
Transfer Out - Capital Project Reserve Fund	355,991	366,670	366,670	-
Total Expenditures	\$ 355,991	\$ 366,670	\$ 366,670	\$ -
Excess (Deficiency) Revenues				
Over Expenditures	\$ (1)	\$ -	\$ -	\$ -
Fund Balance, October 1	\$ 1	\$ 0	\$ 0	\$ -
Fund Balance, September 30	\$ 0	\$ 0	\$ 0	\$ -

City of Mesquite
Amended Budget/Towne Centre Tax Increment Financing District Fund
Fiscal Year 2017-18

	Actual 2016-17	Adopted 2017-18	Amended 2017-18	Variance
Revenues				
City of Mesquite	\$ 1,145,965	\$ 1,226,183	\$ 1,286,606	\$ 60,423
Mesquite Independent School District	\$ 3,155,702	\$ 3,376,601	\$ 3,300,603	\$ (75,999)
Investment Income	50,183	-	-	-
Total Revenues	\$ 4,351,851	\$ 4,602,784	\$ 4,587,208	\$ (15,576)
Expenditures				
Personal Services	\$ -	\$ -	\$ 100,000	\$ 100,000
Contractual Services	625,940	640,000	890,000	250,000
Capital Outlay	675,751	3,870,000	13,961,098	10,091,098
Debt Service - LBJ Project	601,798	601,798	601,798	-
Transfer Out - Capital Project Reserve Fund	130,000	130,000	130,000	-
Total Expenditures	\$ 2,033,489	\$ 5,241,798	\$ 15,682,896	\$ 10,441,098
Excess (Deficiency) Revenues				
Over Expenditures	\$ 2,318,362	\$ (639,014)	\$ (11,095,688)	\$ (10,456,674)
Fund Balance, October 1	\$ 9,778,034	\$ 12,096,396	\$ 12,096,396	\$ -
Fund Balance, September 30	\$ 12,096,396	\$ 11,457,382	\$ 1,000,708	\$ (10,456,674)

City of Mesquite
Amended Budget/Roadway Impact Fee Fund
Fiscal Year 2017-18

	Actual 2016-17	Adopted 2017-18	Amended 2017-18	Variance
Revenues				
Contributions - Roadway Impact Fees	\$ 721,201	\$ 1,040,000	\$ 1,150,000	\$ 110,000
Investment Income	4,184	1,500	10,000	8,500
Total Revenues	\$ 725,385	\$ 1,041,500	\$ 1,160,000	\$ 118,500
Expenditures				
Transfer Out - GO Debt Service Fund	\$ 458,175	\$ 1,350,000	\$ 1,350,000	\$ -
Total Expenditures	\$ 458,175	\$ 1,350,000	\$ 1,350,000	\$ -
Excess (Deficiency) Revenues Over Expenditures				
	\$ 267,210	\$ (308,500)	\$ (190,000)	\$ 118,500
Fund Balance, October 1	\$ 167,439	\$ 434,648	\$ 434,648	\$ -
Fund Balance, September 30	\$ 434,648	\$ 126,148	\$ 244,648	\$ 118,500

City of Mesquite
Amended Budget/Water and Sewer Impact Fee Fund
Fiscal Year 2017-18

	Actual 2016-17	Adopted 2017-18	Amended 2017-18	Variance
Revenues				
Contributions - Water Impact Fees	\$ 336,063	\$ 250,000	\$ 260,000	\$ 10,000
Contributions - Sewer Impact Fees	146,121	110,000	110,000	-
Interest Income	2,544	1,200	2,600	1,400
Total Revenues	\$ 484,728	\$ 361,200	\$ 372,600	\$ 11,400
Expenditures				
Transfer Out - W&S Debt Service Fund	\$ 450,000	\$ 364,400	\$ 364,400	\$ -
Total Expenditures	\$ 450,000	\$ 364,400	\$ 364,400	\$ -
Excess (Deficiency) Revenues				
Over Expenditures	\$ 34,728	\$ (3,200)	\$ 8,200	\$ 11,400
Fund Balance, October 1	\$ 52,000	\$ 86,728	\$ 86,728	\$ -
Fund Balance, September 30	\$ 86,728	\$ 83,528	\$ 94,928	\$ 11,400

City of Mesquite
Amended Budget/Conference Center Capital Replacement Reserve Fund
Fiscal Year 2017-18

	Actual 2016-17	Adopted 2017-18	Amended 2017-18	Variance
Revenues				
Room Rental Proceeds	\$ 148,071	\$ 138,144	\$ 138,144	\$ -
Interest Income	3,666	2,500	2,500	-
Transfer - In Hotel Occupancy Tax Fund	58,000	58,000	58,000	-
Total Revenues	\$ 209,737	\$ 198,644	\$ 198,644	\$ -
Expenditures				
Supplies	\$ 7,723	\$ -	\$ -	\$ -
Contractual Services	-	-	-	-
Capital Outlay	3,683	447,750	447,750	-
Total Expenditures	\$ 11,406	\$ 447,750	\$ 447,750	\$ -
Excess (Deficiency) Revenues Over Expenditures	\$ 198,330	\$ (249,106)	\$ (249,106)	\$ -
Fund Balance, October 1	\$ 375,903	\$ 574,233	\$ 574,233	\$ -
Fund Balance, September 30	\$ 574,233	\$ 325,127	\$ 325,127	\$ -