

AN ORDINANCE OF THE CITY OF MESQUITE, TEXAS, RATIFYING THE INCREASE OF PROPERTY TAX REVENUE REFLECTED IN THE 2014-2015 FISCAL YEAR BUDGET FOR SAID PERIOD; PROVIDING A REPEALER CLAUSE; PROVIDING A SEVERABILITY CLAUSE; AND DECLARING AN EMERGENCY.

NOW, THEREFORE, BE IT ORDAINED BY THE CITY COUNCIL OF THE CITY OF MESQUITE, TEXAS:

SECTION 1. That the budget of the City of Mesquite for the fiscal year beginning October 1, 2014, and ending September 30, 2015, a true and correct copy of which is attached hereto as Exhibit "A" and made a part hereof for all purposes (the "2014-2015 Fiscal Year Budget"), has been adopted and approved by the City Council of the City of Mesquite.

SECTION 2. That the 2014-2015 Fiscal Year Budget will require raising more revenue from property taxes than in the previous year.

SECTION 3. That the increase of property tax revenue from the previous year as reflected in the 2014-2015 Fiscal Year Budget is hereby ratified.


SECTION 4. That the said 2014-2015 Fiscal Year Budget is attached hereto and shall be made a part of this ordinance the same as if copied in full herein.


SECTION 5. That all ordinances or portions thereof in conflict with the provisions of this ordinance, to the extent of such conflict, are hereby repealed. To the extent that such ordinances or portions thereof are not in conflict herewith, the same shall remain in full force and effect.


SECTION 6. That should any word, sentence, clause, paragraph or provision of this ordinance be held to be invalid or unconstitutional, the validity of the remaining provisions of this ordinance shall not be affected and shall remain in full force and effect.

SECTION 7. That the necessity for ratifying the increase of property tax revenue from the previous year as reflected in the 2014-2015 Fiscal Year Budget, as required by the laws of the State of Texas, creates an urgency and emergency and requires that this ordinance shall take effect immediately from and after its passage.

DULY PASSED AND APPROVED by the City Council of the City of Mesquite, Texas, on the 15th day of September, 2014.

  
\_\_\_\_\_  
John Monaco  
Mayor

ATTEST:  
  
\_\_\_\_\_  
Sonja Land  
City Secretary

APPROVED:  
  
\_\_\_\_\_  
B. J. Smith  
City Attorney

**EXHIBIT “A”**

**2014-15 Fiscal Year Budget**



## **Proposed Budget Fiscal Year 2014-15**

**This budget will raise more total property taxes than last year's budget by \$1,410,000 (4.09%), and of that amount \$118,430 is tax revenue to be raised from new property added to the tax roll this year.**

*The above statement is required by Section 102.005(b), Local Government Code as amended by HB 3195 of the 80<sup>th</sup> Texas Legislature.*

**City of Mesquite**  
**Adopted Budget/Combined Summary**  
**Fiscal Year 2014-15**

Fund Type	Beginning			Ending
	Balances	Revenues/	Appropriations/	Balances
	10/1/2014	Transfers In	Transfers Out	9/30/2015
<b>Operating Funds</b>				
General Fund	\$16,409,778	\$101,222,681	\$101,216,384	\$16,416,075
Water and Sewer Fund	10,316,900	53,201,644	52,390,955	11,127,589
Drainage Utility District Fund	488,605	3,329,886	3,311,105	507,386
Airport Fund	79,093	1,991,016	1,939,327	130,782
<b>Total Operating Funds</b>	<b>\$27,294,376</b>	<b>\$159,745,227</b>	<b>\$158,857,771</b>	<b>\$28,181,832</b>
<b>Debt Service/Reserve Funds</b>				
General Obligation Debt Service Fund	\$465,693	\$11,717,182	\$12,073,944	\$108,931
Water and Sewer Revenue Debt Service Fund	2,194,520	8,158,280	8,071,135	2,281,665
Water and Sewer Revenue Reserve Fund	270,000	270,000	0	540,000
Drainage Utility District Revenue Debt Service Fund	221,120	491,427	497,578	214,969
Drainage Utility District Revenue Reserve Fund	418,213	0	13,586	404,627
<b>Total Debt Service/Reserve Funds</b>	<b>\$3,569,546</b>	<b>\$20,636,889</b>	<b>\$20,656,243</b>	<b>\$3,550,192</b>
<b>Internal Service Funds</b>				
Group Medical Insurance Fund	(\$674,892)	\$15,437,839	\$15,177,280	(\$414,333)
General Liability Insurance Fund	274,079	2,355,078	2,182,436	446,721
<b>Total Internal Service Funds</b>	<b>(\$400,813)</b>	<b>\$17,792,917</b>	<b>\$17,359,716</b>	<b>\$32,388</b>
<b>Special Revenue Funds</b>				
Hotel Occupancy Tax Fund	\$202,924	\$1,125,200	\$1,125,200	\$202,924
Confiscated Seizure Fund	5,144,811	756,000	217,800	5,683,011
911 Service Fee Fund	129,281	965,000	970,000	124,281
Community Development Block Grant Program Fund	301,682	911,721	911,721	301,682
Housing Choice Voucher Program Fund	1,014,344	11,589,903	11,580,641	1,023,606
Public, Educational and Government Access Fund	438,850	272,200	77,000	634,050
4B Quality of Life Corporation Fund	195,429	10,156,000	9,863,658	487,771
Municipal Court Technology Fund	174,157	90,200	73,825	190,532
<b>Total Special Revenue Funds</b>	<b>\$7,601,478</b>	<b>\$25,866,224</b>	<b>\$24,819,845</b>	<b>\$8,647,857</b>
<b>Capital Project Funds</b>				
Capital Project Reserve Fund	\$1,620,622	\$409,842	\$1,487,842	\$542,622
Rodeo City Tax Increment Financing District Fund	0	278,404	278,404	0
Towne Center Tax Increment Financing District Fund	1,084,947	3,377,336	3,461,386	1,000,897
Impact Fee Fund	127,980	300,300	350,000	78,280
Conference Center Capital Replacement Fund	22,680	188,400	130,000	81,080
<b>Total Capital Project Funds</b>	<b>\$2,856,229</b>	<b>\$4,554,282</b>	<b>\$5,707,632</b>	<b>\$1,702,879</b>
<b>Less: Interfund Transfers</b>		<b>(\$28,021,317)</b>	<b>(\$30,146,317)</b>	
<b>Total All Funds</b>	<b>\$40,920,816</b>	<b>\$200,574,222</b>	<b>\$197,254,890</b>	<b>\$42,115,148</b>

<b>City of Mesquite</b>
<b>Adopted Budget/General Fund</b>
<b>Fiscal Year 2014-15</b>

	Actual 2012-13	Adopted 2013-14	Amended 2013-14	Adopted 2014-15	Variance
<b>Revenues</b>					
General Property Taxes	\$35,138,217	\$35,130,000	\$35,180,000	\$36,590,000	\$1,410,000
Gross Receipts Taxes	7,537,785	7,901,000	8,020,000	8,052,000	32,000
City Sales Taxes	29,071,617	28,637,000	29,945,000	30,205,000	260,000
Licenses and Permits	1,166,932	1,276,000	1,258,300	1,265,450	7,150
Fines and Forfeitures	3,927,995	3,600,000	3,825,000	3,825,000	0
Interest Income	35,916	50,000	40,000	40,000	0
Charges for Current Service	13,017,504	13,395,000	12,974,700	13,910,700	936,000
Other Revenues	837,793	1,144,700	1,131,157	1,246,000	114,843
Intergovernmental Revenues	513,035	560,455	781,755	558,531	(223,224)
Transfers In	7,885,460	5,565,000	5,545,000	5,530,000	(15,000)
<b>Total Revenues</b>	<b>\$99,132,254</b>	<b>\$97,259,155</b>	<b>\$98,700,912</b>	<b>\$101,222,681</b>	<b>\$2,521,769</b>

<b>Operating Expenditures</b>					
General Government	\$9,800,592	\$9,873,833	\$10,033,340	\$10,202,531	\$169,191
Housing and Community Services	1,779,708	1,886,366	2,107,343	1,711,114	(396,229)
Fire Service	23,113,774	23,542,681	23,660,862	24,112,134	451,272
Police Service	30,139,234	30,177,360	30,440,167	30,243,415	(196,752)
Public Works	12,693,381	11,301,515	11,680,269	11,675,457	(4,812)
Community Development	2,619,446	2,776,816	2,631,876	2,796,794	164,918
Library Services	1,873,424	1,958,793	1,886,251	1,949,287	63,036
Parks and Recreation	2,749,214	3,535,933	3,111,024	4,438,720	1,327,696
Other Expenditures	3,696,029	2,856,000	3,245,972	4,586,932	1,340,960
Transfers Out	10,300,000	9,339,505	10,100,000	9,500,000	(600,000)
<b>Total Expenditures</b>	<b>\$98,764,802</b>	<b>\$97,248,802</b>	<b>\$98,897,104</b>	<b>\$101,216,384</b>	<b>\$2,319,280</b>

<b>Excess (Deficiency) Revenues</b>					
Over Expenditures	\$367,452	\$10,353	(\$196,192)	\$6,297	\$202,489

Unassigned Beginning Fund Balance	\$16,026,024	\$16,460,106	\$16,460,106	\$16,409,778	(\$50,328)
Change in Unassigned Fund Balance	434,082	10,353	(196,192)	6,297	202,489
Change in Nonspendable/Assigned Fund Balance	0	0	145,864	0	(145,864)
<b>Unassigned Ending Fund Balance</b>	<b>\$16,460,106</b>	<b>\$16,470,459</b>	<b>\$16,409,778</b>	<b>\$16,416,075</b>	<b>\$6,297</b>

Nonspendable/Assigned Fund Balance	\$945,864	\$945,864	\$800,000	\$800,000	\$0
------------------------------------	-----------	-----------	-----------	-----------	-----

<b>Total Fund Balance</b>	<b>\$17,405,970</b>	<b>\$17,416,323</b>	<b>\$17,209,778</b>	<b>\$17,216,075</b>	<b>\$6,297</b>
---------------------------	---------------------	---------------------	---------------------	---------------------	----------------

Expenditures as % of Unassigned Balance	16.67%	16.94%	16.59%	16.22%	
---	--------	--------	--------	--------	--

**City of Mesquite**  
**Adopted General Fund Revenues**  
**Fiscal Year 2014-15**

Revenue Source	Actual 2012-13	Adopted 2013-14	Amended 2013-14	Adopted 2014-15	Variance
<b>General Property Tax</b>					
Current Taxes	\$34,491,581	\$34,490,000	\$34,490,000	\$35,900,000	\$1,410,000
Delinquent Taxes	319,655	300,000	350,000	350,000	0
Interest and Penalties	326,981	340,000	340,000	340,000	0
<b>Total General Property Tax</b>	<b>\$35,138,217</b>	<b>\$35,130,000</b>	<b>\$35,180,000</b>	<b>\$36,590,000</b>	<b>\$1,410,000</b>

<b>Gross Receipts</b>					
Electrical	\$3,993,515	\$4,125,000	\$4,125,000	\$4,130,000	\$5,000
Gas	965,682	850,000	1,030,000	1,050,000	20,000
Telephone	519,062	550,000	520,000	515,000	(5,000)
Cable TV	1,310,268	1,325,000	1,350,000	1,360,000	10,000
Bingo	37,392	35,000	35,000	35,000	0
Commercial Sanitation	709,866	1,015,000	960,000	961,000	1,000
Taxi Franchise	2,000	1,000	0	1,000	1,000
<b>Total Gross Receipts</b>	<b>\$7,537,785</b>	<b>\$7,901,000</b>	<b>\$8,020,000</b>	<b>\$8,052,000</b>	<b>\$32,000</b>

<b>Sales Tax</b>					
General Sales Tax	\$28,872,752	\$28,442,000	\$29,700,000	\$29,950,000	\$250,000
Mixed Beverage Sales Tax	198,865	195,000	245,000	255,000	10,000
<b>Total Sales Tax</b>	<b>\$29,071,617</b>	<b>\$28,637,000</b>	<b>\$29,945,000</b>	<b>\$30,205,000</b>	<b>\$260,000</b>

<b>Licenses and Permits</b>					
Building Permits	\$282,123	\$350,000	\$350,000	\$350,000	\$0
Electrical Permits	22,785	30,000	25,000	25,000	0
Plumbing Permits	65,165	80,000	70,000	70,000	0
Health Permits	157,575	155,000	160,000	160,000	0
Mechanical Permits	26,745	30,000	30,000	30,000	0
Sign Permits	46,200	50,000	45,000	45,000	0
Inspection Fees	15,021	25,000	20,000	20,000	0
Food Handlers and Manager Fees	59,713	60,000	65,000	65,000	0
Liquid Waste Permits	8,590	9,000	9,000	9,000	0
Apartment Licenses	129,951	127,000	129,000	130,000	1,000
Plan Review Fees	57,066	55,000	55,000	55,000	0
Dog Licenses	5,736	5,500	5,800	5,800	0
Other Miscellaneous Licenses	2,350	2,500	2,500	2,500	0
Certificate of Occupancy	36,125	50,000	40,000	45,000	5,000
Contractor Registration	135,300	140,000	140,000	145,000	5,000
Fire Sprinkler Permits	11,133	10,000	10,000	10,000	0
Miscellaneous Fire Permits	11,731	10,000	15,000	10,000	(5,000)
Police Alarm Permits	61,965	55,000	55,000	55,000	0
Public Pool Operator Permit	17,220	18,000	18,000	18,150	150
Other Miscellaneous Permits	14,438	14,000	14,000	15,000	1,000
<b>Total Licenses and Permits</b>	<b>\$1,166,932</b>	<b>\$1,276,000</b>	<b>\$1,258,300</b>	<b>\$1,265,450</b>	<b>\$7,150</b>

**City of Mesquite**  
**Adopted General Fund Revenues**  
**Fiscal Year 2014-15**

Revenue Source	Actual 2012-13	Adopted 2013-14	Amended 2013-14	Adopted 2014-15	Variance
<b>Fines and Forfeitures</b>					
Traffic Fines	\$3,040,013	\$2,950,000	\$3,100,000	\$3,100,000	\$0
Criminal Fines	527,204	300,000	400,000	400,000	0
City Ordinances	50,187	75,000	50,000	50,000	0
Arrest Fee	123,118	110,000	110,000	110,000	0
Child Safety Fee	12,031	10,000	10,000	10,000	0
Uniform Traffic Act Fee	55,400	50,000	50,000	50,000	0
Municipal Court Building Security	74,597	65,000	65,000	65,000	0
Court Time Payment Fee	45,445	40,000	40,000	40,000	0
<b>Total Fines and Forfeitures</b>	<b>\$3,927,995</b>	<b>\$3,600,000</b>	<b>\$3,825,000</b>	<b>\$3,825,000</b>	<b>\$0</b>

<b>Interest Income</b>					
Interest on Investments	\$43,109	\$50,000	\$40,000	\$40,000	\$0
Market Gain on Investments	(7,193)	0	0	0	0
<b>Total Interest Income</b>	<b>\$35,916</b>	<b>\$50,000</b>	<b>\$40,000</b>	<b>\$40,000</b>	<b>\$0</b>

<b>Charges for Current Services</b>					
MISD Tax Appropriations	\$376,302	\$300,000	\$375,000	\$385,000	\$10,000
Board of Adjustment Fees	5,850	5,000	5,000	5,000	0
Grass and Weed Charges	338,262	400,000	320,000	350,000	30,000
Amusement Fees	3,657	5,000	3,700	3,700	0
Compost Materials Charges	202,157	200,000	230,000	245,000	15,000
Other Miscellaneous Revenues	7,850	10,000	10,000	10,000	0
Public Health Program Charges	29,712	30,000	30,000	30,000	0
Animal Adoption Fee	100,741	100,000	100,000	110,000	10,000
Ambulance Fees	2,114,327	1,900,000	2,100,000	2,100,000	0
Pound Fees	18,654	25,000	20,000	20,000	0
Accident Reports	9,863	10,000	10,000	10,000	0
Miscellaneous Public Safety Revenues	180,913	140,000	160,000	160,000	0
False Alarm Fees	24,897	25,000	25,000	25,000	0
Abandoned Vehicle Notification	12,840	13,000	13,000	13,000	0
Waste Collection and Disposal	7,407,532	7,400,000	7,418,000	7,420,000	2,000
Public Works Inspection Fees	50,135	50,000	75,000	75,000	0
Engineering Development Fees	43,590	60,000	60,000	60,000	0
Library Fees	46,825	50,000	50,000	50,000	0
Photocopy Charges	21,914	20,000	20,000	20,000	0
MTED Transportation Fares	15,365	15,000	15,000	15,000	0
Pavilion Reservations	29,194	30,000	30,000	30,000	0
Reservations	207,886	200,000	200,000	200,000	0
Concessions	8,000	11,000	11,000	11,000	0
Registration Fees	81,756	95,000	95,000	95,000	0
Athletic Field Reservations	19,090	15,000	15,000	15,000	0
User Fees	104,469	110,000	110,000	110,000	0
Athletic Fees	139,173	143,000	140,000	140,000	0
Recreation Special Events	78,635	75,000	41,000	70,000	29,000
Day Camp Fees	45,686	45,000	45,000	45,000	0
Tennis Admissions and Reservations	29,769	30,000	30,000	30,000	0
Instructor Fees	585,061	530,000	585,000	600,000	15,000

<b>City of Mesquite</b>
<b>Adopted General Fund Revenues</b>
<b>Fiscal Year 2014-15</b>

Revenue Source	Actual 2012-13	Adopted 2013-14	Amended 2013-14	Adopted 2014-15	Variance
Tennis Shop Sales	\$7,606	\$10,000	\$10,000	\$10,000	\$0
Tennis Lessons	7,639	7,000	7,000	7,000	0
Swimming Pool Charges	342,626	375,000	350,000	350,000	0
Miscellaneous Charges for Services	5,960	11,000	11,000	11,000	0
Golf Course Fees	313,568	950,000	255,000	1,080,000	825,000
<b>Total Charges for Current Services</b>	<b>\$13,017,504</b>	<b>\$13,395,000</b>	<b>\$12,974,700</b>	<b>\$13,910,700</b>	<b>\$936,000</b>

Other Revenues					
Service Charges on Returned Checks	\$15,115	\$20,000	\$15,000	\$15,000	\$0
Auctions	155,839	325,000	325,000	325,000	0
Planning and Zoning Fees	33,286	50,000	40,000	40,000	0
Garbage Bags	77,127	85,000	80,000	80,000	0
Lease and Rent Income	91,165	94,700	94,700	96,000	1,300
Sale of Compost Material	94,392	150,000	260,000	270,000	10,000
Prior Year Expenditures	89,306	50,000	50,000	50,000	0
Recyclable Items Sale	45,108	50,000	50,000	50,000	0
Festival	201,730	280,000	176,457	280,000	103,543
Miscellaneous	15,401	20,000	20,000	20,000	0
Blue Bag Program	19,324	20,000	20,000	20,000	0
<b>Total Other Revenues</b>	<b>\$837,793</b>	<b>\$1,144,700</b>	<b>\$1,131,157</b>	<b>\$1,246,000</b>	<b>\$114,843</b>

Intergovernmental Revenues					
State Grant	\$137,955	\$142,455	\$142,455	\$61,368	(\$81,087)
Federal Grant	375,080	418,000	639,300	497,163	(142,137)
<b>Total Intergovernmental Revenues</b>	<b>\$513,035</b>	<b>\$560,455</b>	<b>\$781,755</b>	<b>\$558,531</b>	<b>(\$223,224)</b>

Transfers In					
Interest GO Bond Funds	\$15,460	\$25,000	\$15,000	\$0	(\$15,000)
Special Revenue Funds	990,000	990,000	980,000	980,000	0
Capital Projects Fund	2,330,000	0	0	0	0
Water and Sewer Fund	4,550,000	4,550,000	4,550,000	4,550,000	0
<b>Total Transfers In</b>	<b>\$7,885,460</b>	<b>\$5,565,000</b>	<b>\$5,545,000</b>	<b>\$5,530,000</b>	<b>(\$15,000)</b>

<b>Total General Fund Revenues</b>	<b>\$99,132,254</b>	<b>\$97,259,155</b>	<b>\$98,700,912</b>	<b>\$101,222,681</b>	<b>\$2,521,769</b>
------------------------------------	---------------------	---------------------	---------------------	----------------------	--------------------



<b>City of Mesquite</b>
<b>Adopted General Fund Expenditures</b>
<b>Fiscal Year 2014-15</b>

Governmental Activity	Actual 2012-13	Adopted 2013-14	Amended 2013-14	Adopted 2014-15	Variance
<b>General Government</b>					
City Council	\$116,582	\$113,668	\$114,619	\$119,330	\$4,711
City Manager	1,057,792	1,038,871	1,042,501	1,049,250	6,749
Economic Development	149,052	105,136	100,558	125,549	24,991
Communications and Marketing	257,654	251,166	291,040	278,473	(12,567)
Mesquite Arts Center	119,771	119,914	143,647	121,346	(22,301)
Building Services	2,410,608	2,417,296	2,607,588	2,466,166	(141,422)
City Secretary	322,574	366,230	366,240	376,682	10,442
City Attorney	769,672	849,924	845,437	886,933	41,496
Human Resources Administration	954,063	926,255	926,255	947,851	21,596
Risk Management	236,362	250,030	255,000	277,436	22,436
Finance Administration	599,116	497,787	497,787	521,300	23,513
Accounting	478,632	502,631	495,017	504,969	9,952
Purchasing	321,185	389,324	332,702	375,542	42,840
Warehouse	201,277	204,632	204,691	207,206	2,515
Transportation Pool	26,243	2,572	2,772	3,270	498
Printshop/Mailroom	238,671	239,340	239,340	237,090	(2,250)
Central Copy	107,652	141,423	108,720	140,290	31,570
Tax Office	611,181	622,320	622,320	626,833	4,513
Municipal Court	872,530	884,925	884,925	1,006,886	121,961
Information Technology	1,467,444	1,903,204	1,895,578	2,072,572	176,994
Telecommunications	162,488	214,539	214,539	220,183	5,644
Budget Office	106,646	69,880	74,642	72,352	(2,290)
LESS: Work Order Credits					
Risk Management Services	(236,506)	(250,030)	(255,000)	(277,436)	(22,436)
Information Technology	(1,467,444)	(1,903,204)	(1,895,578)	(2,072,572)	(176,994)
Central Copy	(73,670)	(78,000)	(75,000)	(78,970)	(3,970)
Transportation Pool	(8,983)	(6,000)	(7,000)	(6,000)	1,000
<b>Total General Government</b>	<b>\$9,800,592</b>	<b>\$9,873,833</b>	<b>\$10,033,340</b>	<b>\$10,202,531</b>	<b>\$169,191</b>

Housing and Community Services					
Administration	\$179,916	\$179,675	\$181,984	\$181,015	(\$969)
Animal Services	781,962	722,839	760,927	751,959	(8,968)
Public Health Clinic	98,167	91,639	62,219	95,785	33,566
MTED/STAR Transit	668,012	847,610	1,057,610	637,425	(420,185)
Volunteer Services	51,651	44,603	44,603	44,930	327
<b>Total Housing and Community Services</b>	<b>\$1,779,708</b>	<b>\$1,886,366</b>	<b>\$2,107,343</b>	<b>\$1,711,114</b>	<b>(\$396,229)</b>

Fire Service					
Administration	\$1,154,130	\$1,107,273	\$1,116,225	\$1,143,341	\$27,116
Operations	18,776,980	19,637,096	19,266,325	20,092,163	825,838
Emergency Medical Services	1,125,581	1,054,793	1,134,761	1,078,589	(56,172)
Fire Prevention	1,123,979	1,160,033	1,143,326	1,177,995	34,669
Training	789,642	383,366	804,417	405,236	(399,181)
Emergency Management	143,462	200,120	195,808	214,810	19,002
<b>Total Fire Service</b>	<b>\$23,113,774</b>	<b>\$23,542,681</b>	<b>\$23,660,862</b>	<b>\$24,112,134</b>	<b>\$451,272</b>

**City of Mesquite**  
**Adopted General Fund Expenditures**  
**Fiscal Year 2014-15**

Governmental Activity	Actual 2012-13	Adopted 2013-14	Amended 2013-14	Adopted 2014-15	Variance
<b>Police Service</b>					
Administration	\$956,195	\$926,448	\$942,077	\$940,710	(\$1,367)
Patrol and Traffic Division	15,318,092	15,129,432	15,179,938	15,278,273	98,335
Criminal Investigations	5,909,326	5,885,198	5,935,006	5,788,403	(146,603)
School Resource Officers	2,028,177	1,996,800	2,106,757	1,964,100	(142,657)
Technical Services	6,108,489	6,379,540	6,369,607	6,386,986	17,379
Staff Support Services	1,187,726	1,272,493	1,331,785	1,278,694	(53,091)
LESS: Work Order Credits					
Patrol and Traffic	(371,263)	(397,551)	(380,003)	(397,551)	(17,548)
Criminal Investigations	(19,836)	(22,000)	(30,000)	(36,200)	(6,200)
School Resource Officers	(977,672)	(993,000)	(1,015,000)	(960,000)	55,000
<b>Total Police Service</b>	<b>\$30,139,234</b>	<b>\$30,177,360</b>	<b>\$30,440,167</b>	<b>\$30,243,415</b>	<b>(\$196,752)</b>

<b>Public Works</b>					
Administration	\$292,518	\$238,421	\$243,921	\$293,973	\$50,052
Traffic Engineering	1,091,950	1,071,966	1,111,705	1,074,232	(37,473)
Street Lighting	1,320,659	1,296,846	1,324,914	1,334,663	9,749
Engineering	496,557	462,929	418,816	457,530	38,714
Solid Waste Collection	5,645,642	5,012,186	5,323,664	5,276,019	(47,645)
Compost Facility Operations	564,143	436,119	512,262	474,968	(37,294)
Street Maintenance	2,967,943	2,738,120	2,616,939	2,568,762	(48,177)
Equipment Services	5,358,412	5,208,736	5,290,051	5,401,310	111,259
LESS: Work Order Credits					
Traffic Engineering	(186,830)	(189,328)	(199,986)	(188,000)	11,986
Engineering	(589,900)	(614,480)	(614,480)	(616,000)	(1,520)
Street Maintenance	(22,778)	(50,000)	(50,000)	(50,000)	0
Equipment Services	(4,244,935)	(4,310,000)	(4,297,537)	(4,352,000)	(54,463)
<b>Total Public Works</b>	<b>\$12,693,381</b>	<b>\$11,301,515</b>	<b>\$11,680,269</b>	<b>\$11,675,457</b>	<b>(\$4,812)</b>

<b>Community Development</b>					
Administration	\$262,746	\$270,085	\$270,085	\$269,763	(\$322)
Building Inspection	972,396	932,888	917,381	981,697	64,316
Environmental Code	653,774	761,720	625,302	736,673	111,371
Licensing and Compliance	356,703	410,716	430,272	408,061	(22,211)
Repair and Demolition	3,751	0	17,234	25,000	7,766
Planning and Zoning	305,876	333,310	303,505	307,180	3,675
Historical Preservation	99,938	103,835	103,835	104,158	323
LESS: Work Order Credits					
Historical Preservation	(35,738)	(35,738)	(35,738)	(35,738)	0
<b>Total Community Development</b>	<b>\$2,619,446</b>	<b>\$2,776,816</b>	<b>\$2,631,876</b>	<b>\$2,796,794</b>	<b>\$164,918</b>

<b>Library Services</b>					
Administration	\$719,836	\$738,083	\$708,100	\$720,039	\$11,939
North Branch	535,105	571,847	543,623	576,527	32,904
Central Branch	618,483	648,863	634,528	652,721	18,193
<b>Total Library Services</b>	<b>\$1,873,424</b>	<b>\$1,958,793</b>	<b>\$1,886,251</b>	<b>\$1,949,287</b>	<b>\$63,036</b>

**City of Mesquite**  
**Adopted General Fund Expenditures**  
**Fiscal Year 2014-15**

Governmental Activity	Actual 2012-13	Adopted 2013-14	Amended 2013-14	Adopted 2014-15	Variance
<b>Parks and Recreation</b>					
Administration	\$572,158	\$569,884	\$569,884	\$562,259	(\$7,625)
Park Operations	3,214,392	3,199,403	3,199,403	3,300,946	101,543
Tennis Center	91,021	139,926	126,926	99,061	(27,865)
Golf Course	827,436	919,684	1,002,718	1,062,396	59,678
Recreation Administration	762,523	768,151	765,757	1,326,006	560,249
Festival	450,186	370,969	398,980	370,969	(28,011)
Special Events	94,173	72,500	77,380	75,625	(1,755)
Florence Community Center	208,915	184,329	232,872	112,590	(120,282)
Lakeside Activity Center	14,993	17,325	14,925	18,295	3,370
Shaw Gymnasium	54,606	43,406	56,107	11,915	(44,192)
Goodbar Activity Center	182,183	164,565	159,507	22,897	(136,610)
Athletic Programs	454,146	442,783	500,007	476,549	(23,458)
Evans Community Center	412,986	374,002	412,270	241,994	(170,276)
Scott Dunford Community Center	276,387	185,015	311,886	115,508	(196,378)
Westlake House	6,741	8,000	8,017	7,500	(517)
Rutherford Community Center	437,189	381,944	395,165	107,697	(287,468)
Day Camp	47,448	35,121	44,926	27,322	(17,604)
Thompson School Gymnasium	82,958	75,376	73,667	2,470	(71,197)
Achziger Program	34,331	39,925	36,504	0	(36,504)
RASP Program	0	0	0	83,956	83,956
Senior Program	0	0	0	227,772	227,772
Summer Camp Program	0	0	0	27,565	27,565
City Lake Pool	188,011	177,221	151,540	191,983	40,443
Town East Pool	128,314	124,347	120,281	115,244	(5,037)
Vanston Pool	127,039	145,101	152,809	140,110	(12,699)
Marlins Swim Team	18,377	22,956	22,956	28,091	5,135
<b>Total Parks and Recreation Expenditures</b>	<b>8,686,513</b>	<b>8,461,933</b>	<b>8,834,487</b>	<b>8,756,720</b>	<b>(77,767)</b>
<b>LESS: Work Order Credits</b>					
Park Facilities and Operations - 4B	(5,937,299)	(4,862,000)	(5,601,463)	(4,255,000)	1,346,463
Town East Pool - MISD	0	(39,000)	(85,000)	(45,000)	40,000
Florence Community Center - MISD	0	(25,000)	(37,000)	(18,000)	19,000
<b>Total Parks and Recreation</b>	<b>\$2,749,214</b>	<b>\$3,535,933</b>	<b>\$3,111,024</b>	<b>\$4,438,720</b>	<b>\$1,327,696</b>

<b>Other Expenditures</b>					
Insurance	\$1,451,377	\$1,400,000	\$1,470,000	\$1,510,600	\$40,600
Reserves	1,131,259	694,000	795,500	2,921,332	2,125,832
Public Safety Equipment	1,113,393	762,000	980,472	155,000	(825,472)
<b>Total Other Expenditures</b>	<b>\$3,696,029</b>	<b>\$2,856,000</b>	<b>\$3,245,972</b>	<b>\$4,586,932</b>	<b>\$1,340,960</b>

<b>Other Financing Uses</b>					
Transfer Out - General Liability Fund	\$300,000	\$0	\$0	\$0	\$0
Transfer Out - Capital Projects Reserve Fund	0	0	0	0	0
Transfer Out - Group Medical Insurance Fund	0	0	500,000	0	(500,000)
Transfer Out - Debt Service Fund	10,000,000	9,339,505	9,600,000	9,500,000	(100,000)
<b>Total Other Financing Uses</b>	<b>\$10,300,000</b>	<b>\$9,339,505</b>	<b>\$10,100,000</b>	<b>\$9,500,000</b>	<b>(\$600,000)</b>

<b>Total General Fund Expenditures</b>	<b>\$98,764,802</b>	<b>\$97,248,802</b>	<b>\$98,897,104</b>	<b>\$101,216,384</b>	<b>\$2,319,280</b>
--	---------------------	---------------------	---------------------	----------------------	--------------------

**City of Mesquite**  
**Adopted Budget/Water and Sewer Operating Fund**  
**Fiscal Year 2014-15**

	Actual 2012-13	Adopted 2013-14	Amended 2013-14	Adopted 2014-15	Variance
<b>Revenues</b>					
Water Sales	\$23,827,455	\$28,300,000	\$25,093,000	\$28,018,718	\$2,925,718
Water Taps and Connections	16,333	10,000	10,000	10,000	0
Penalty Income	634,586	650,000	650,000	650,000	0
Collection/Charged off Bills	28,114	25,000	25,000	25,000	0
Sale of Bulk Water	589,648	500,000	500,000	500,000	0
Reconnect Fees	228,782	200,000	200,000	200,000	0
Sewer Service	18,186,398	19,550,000	19,450,000	22,146,825	2,696,825
Lower East Fork Sewer Line	1,240,691	1,232,164	1,376,028	1,253,101	(122,927)
Sewer Backflow Inspections	59,975	55,000	55,000	55,000	0
Utility Service Transfer	3,420	3,000	3,000	3,000	0
Interest Income	21,378	20,000	20,000	20,000	0
Market Gain on Investments	(12,816)	0	0	0	0
Miscellaneous	42,811	45,000	160,000	320,000	160,000
<b>Total Revenues</b>	<b>\$44,866,775</b>	<b>\$50,590,164</b>	<b>\$47,542,028</b>	<b>\$53,201,644</b>	<b>\$5,659,616</b>

<b>Operating Expenditures</b>					
Administration	\$400,430	\$434,542	\$446,525	\$398,495	(\$48,030)
Water and Sewer Accounting	2,825,525	3,430,385	3,363,180	3,741,834	378,654
Water and Sewer Engineering	538,512	568,945	513,216	578,730	65,514
Water Production	14,460,880	16,994,950	16,945,374	18,502,058	1,556,684
Meter Services	1,031,573	1,145,487	1,170,487	1,139,064	(31,423)
Water Distribution	1,685,334	1,763,324	1,764,485	1,880,909	116,424
Wastewater Collection	1,484,238	1,795,616	1,853,621	1,634,755	(218,866)
Wastewater Treatment	6,291,454	7,291,076	6,291,076	6,964,631	673,555
NTMWD-East Fork Sewer Line	1,268,791	1,224,886	1,376,028	1,253,101	(122,927)
Reconstruction Crew	1,007,872	1,056,326	1,140,632	834,878	(305,754)
Other Expenditures	132,949	81,440	373,440	396,500	23,060
Transfer Out - Insurance	1,385,100	1,405,000	1,405,000	1,405,000	0
Transfer Out - General Fund	4,550,000	4,550,000	4,550,000	4,550,000	0
Transfer Out - Debt Service	8,932,913	8,854,444	8,543,723	8,809,000	265,277
Reserves	256,679	330,000	330,000	302,000	(28,000)
<b>Total Expenditures</b>	<b>\$46,252,250</b>	<b>\$50,926,421</b>	<b>\$50,066,787</b>	<b>\$52,390,955</b>	<b>\$2,324,168</b>

<b>Excess (Deficiency) Revenues</b>					
Over Expenditures	(\$1,385,475)	(\$336,257)	(\$2,524,759)	\$810,689	\$3,335,448

Working Capital, October 1	\$14,227,134	\$12,841,659	\$12,841,659	\$10,316,900	(\$2,524,759)
----------------------------	--------------	--------------	--------------	--------------	---------------

Working Capital, September 30	<u>\$12,841,659</u>	<u>\$12,505,402</u>	<u>\$10,316,900</u>	<u>\$11,127,589</u>	<u>\$810,689</u>
-------------------------------	---------------------	---------------------	---------------------	---------------------	------------------

<b>City of Mesquite</b>
<b>Adopted Budget/Drainage Utility District Operating Fund</b>
<b>Fiscal Year 2014-15</b>

	Actual 2012-13	Adopted 2013-14	Amended 2013-14	Adopted 2014-15	Variance
<b>Revenues:</b>					
Interest Income	\$1,738	\$1,200	\$1,200	\$1,300	\$100
Market Gain on Investments	(868)	0	0	0	0
Residential Drainage Fees	1,306,140	1,522,500	1,510,000	1,750,000	240,000
Commercial Drainage Fees	862,827	1,211,000	1,180,000	1,565,000	385,000
Transfer In - DUD Revenue Reserve	<u>66,943</u>	<u>29,973</u>	<u>29,973</u>	<u>13,586</u>	<u>(16,387)</u>
<b>Total Revenues</b>	<b>\$2,236,780</b>	<b>\$2,764,673</b>	<b>\$2,721,173</b>	<b>\$3,329,886</b>	<b>\$608,713</b>

<b>Expenditures</b>					
TPDES Permit Program Operatons	\$434,581	\$533,088	\$533,088	\$506,918	(\$26,170)
Street Sweeping Program	216,189	192,067	208,446	187,760	(20,686)
Transfer Out - Debt Service	678,512	512,680	512,680	491,427	(21,253)
Transfer Out - DUD Capital Projects	<u>600,000</u>	<u>1,544,318</u>	<u>1,545,000</u>	<u>2,125,000</u>	<u>580,000</u>
<b>Total Expenditures</b>	<b>\$1,929,282</b>	<b>\$2,782,153</b>	<b>\$2,799,214</b>	<b>\$3,311,105</b>	<b>\$511,891</b>

<b>Excess (Deficiency) Revenues</b>					
Over Expenditures	\$307,498	(\$17,480)	(\$78,041)	\$18,781	\$96,822

Working Capital, October 1	\$259,148	\$566,646	\$566,646	\$488,605	(\$78,041)
----------------------------	-----------	-----------	-----------	-----------	------------

Working Capital, September 30	<u>\$566,646</u>	<u>\$549,166</u>	<u>\$488,605</u>	<u>\$507,386</u>	<u>\$18,781</u>
-------------------------------	------------------	------------------	------------------	------------------	-----------------

<b>City of Mesquite</b>
<b>Adopted Budget/Airport Operating Fund</b>
<b>Fiscal Year 2014-15</b>

	Actual 2012-13	Adopted 2013-14	Amended 2013-14	Adopted 2014-15	Variance
<b>Revenues:</b>					
Hangar Rentals	\$430,049	\$493,182	\$493,182	\$484,216	(\$8,966)
Tie Downs	8,559	7,500	7,500	7,500	0
Fuel Sales	1,503,337	1,066,500	1,066,500	1,400,140	333,640
Oil Sales	3,770	4,500	4,500	4,500	0
Airport Lease Receipts	18,207	21,183	21,183	22,660	1,477
Airport Tenant Utility Receipts	8,809	5,000	5,000	7,000	2,000
Airport Pilot Supplies	6,839	15,000	15,000	15,000	0
Other Revenues	12,626	50,000	50,000	50,000	0
Transfer In - Capital Projects Reserve	<u>150,000</u>	<u>76,887</u>	<u>76,887</u>	<u>0</u>	<u>(76,887)</u>
<b>Total Revenues</b>	<b>\$2,142,196</b>	<b>\$1,739,752</b>	<b>\$1,739,752</b>	<b>\$1,991,016</b>	<b>\$251,264</b>

<b>Operating Expenditures:</b>					
Personal Services	\$341,248	\$386,855	\$386,855	\$373,952	(\$12,903)
Supplies	1,240,662	887,667	887,667	1,063,017	175,350
Contractual Services	258,970	261,766	261,766	277,554	15,788
Capital Outlay	0	10,900	10,826	25,000	14,174
Transfer Out - Debt Service	<u>199,804</u>	<u>199,804</u>	<u>199,804</u>	<u>199,804</u>	<u>0</u>
<b>Total Expenditures</b>	<b>\$2,040,684</b>	<b>\$1,746,992</b>	<b>\$1,746,918</b>	<b>\$1,939,327</b>	<b>\$192,409</b>

<b>Excess (Deficiency) Revenues</b>					
Over Expenditures	\$101,512	(\$7,240)	(\$7,166)	\$51,689	\$58,855

Working Capital, October 1	(\$15,253)	\$86,259	\$86,259	\$79,093	(\$7,166)
----------------------------	------------	----------	----------	----------	-----------

Working Capital, September 30	<u>\$86,259</u>	<u>\$79,019</u>	<u>\$79,093</u>	<u>\$130,782</u>	<u>\$51,689</u>
-------------------------------	-----------------	-----------------	-----------------	------------------	-----------------

<b>City of Mesquite</b>
<b>Adopted Budget/General Obligation Bond Debt Service Fund</b>
<b>Fiscal Year 2014-15</b>

	Actual 2012-13	Adopted 2013-14	Amended 2013-14	Adopted 2014-15	Variance
<b>Revenues</b>					
Transfer In - Hotel Occupancy Tax Fund	\$58,000	\$58,000	\$58,000	\$0	(\$58,000)
Transfer In - Impact Fee Fund	200,000	225,000	225,000	350,000	125,000
Transfer In - Capital Projects Reserve Fund	450,000	550,000	550,000	880,000	330,000
Transfer In - Capital Projects Fund	0	114,036	221,731	0	(221,731)
Transfer In - General Fund	9,400,000	9,339,505	9,600,000	9,500,000	(100,000)
Transfer In - Water and Sewer Fund	478,728	432,682	432,682	650,720	218,038
Transfer In - 4B Sales Tax Fund	0	0	0	136,658	136,658
Transfer In - Airport Operating Fund	199,804	199,804	199,804	199,804	0
<b>Total Revenues</b>	<b>\$10,786,532</b>	<b>\$10,919,027</b>	<b>\$11,287,217</b>	<b>\$11,717,182</b>	<b>\$429,965</b>
<b>Expenditures</b>					
Principal	\$5,880,000	\$6,145,000	\$6,255,000	\$7,385,000	\$1,130,000
Interest	4,829,589	4,764,027	4,698,260	4,683,944	(14,316)
Fiscal Agent Fees	(5,250)	4,000	6,750	5,000	(1,750)
<b>Total Expenditures</b>	<b>\$10,704,339</b>	<b>\$10,913,027</b>	<b>\$10,960,010</b>	<b>\$12,073,944</b>	<b>\$1,113,934</b>
<b>Excess (Deficiency) Revenues</b>					
Over Expenditures	\$82,193	\$6,000	\$327,207	(\$356,762)	(\$683,969)
<b>Fund Balance, October 1</b>	<b>\$56,293</b>	<b>\$138,486</b>	<b>\$138,486</b>	<b>\$465,693</b>	<b>\$327,207</b>
<b>Fund Balance, September 30</b>	<b>\$138,486</b>	<b>\$144,486</b>	<b>\$465,693</b>	<b>\$108,931</b>	<b>(\$356,762)</b>

<b>City of Mesquite</b>
<b>Adopted Budget/Water and Sewer Revenue Bond Debt Service Fund</b>
<b>Fiscal Year 2014-15</b>

	Actual 2012-13	Adopted 2013-14	Amended 2013-14	Adopted 2014-15	Variance
<b>Revenues:</b>					
Transfer In - W&S Operating	\$8,390,000	\$8,421,762	\$8,111,041	\$8,158,280	\$47,239
Transfer In - W&S Capital Projects	<u>0</u>	<u>0</u>	<u>0</u>	<u>0</u>	<u>0</u>
<b>Total Revenues</b>	<b>\$8,390,000</b>	<b>\$8,421,762</b>	<b>\$8,111,041</b>	<b>\$8,158,280</b>	<b>\$47,239</b>
<b>Expenditures:</b>					
Principal	\$5,435,000	\$5,470,000	\$5,470,000	\$5,275,000	(\$195,000)
Interest	2,863,793	2,904,555	2,803,811	2,792,385	(11,426)
Fiscal Agent Fees	<u>3,850</u>	<u>2,000</u>	<u>3,750</u>	<u>3,750</u>	<u>0</u>
<b>Total Expenditures</b>	<b>\$8,302,643</b>	<b>\$8,376,555</b>	<b>\$8,277,561</b>	<b>\$8,071,135</b>	<b>(\$206,426)</b>
<b>Excess (Deficiency) Revenues</b>					
Over Expenditures	\$87,357	\$45,207	(\$166,520)	\$87,145	\$253,665
<b>Fund Balance, October 1</b>	<b>\$2,273,683</b>	<b>\$2,361,040</b>	<b>\$2,361,040</b>	<b>\$2,194,520</b>	<b>(\$166,520)</b>
<b>Fund Balance, September 30</b>	<b>\$2,361,040</b>	<b>\$2,406,247</b>	<b>\$2,194,520</b>	<b>\$2,281,665</b>	<b>\$87,145</b>



<b>City of Mesquite</b>
<b>Adopted Budget/Drainage Utility District Revenue Bond Debt Service Fund</b>
<b>Fiscal Year 2014-15</b>

	Actual 2012-13	Adopted 2013-14	Amended 2013-14	Adopted 2014-15	Variance
<b>Revenues:</b>					
Transfer In - DUD Operating Fund	<u>\$678,512</u>	<u>\$512,680</u>	<u>\$512,680</u>	<u>\$491,427</u>	(\$21,253)
<b>Total Revenues</b>	<b>\$678,512</b>	<b>\$512,680</b>	<b>\$512,680</b>	<b>\$491,427</b>	<b>(\$21,253)</b>
<b>Expenditures:</b>					
Principal	\$615,000	\$435,000	\$435,000	\$415,000	(\$20,000)
Interest	101,953	91,900	91,900	82,078	(9,822)
Fiscal Agent Fees	500	500	500	500	0
<b>Total Expenditures</b>	<b>\$717,453</b>	<b>\$527,400</b>	<b>\$527,400</b>	<b>\$497,578</b>	<b>(\$29,822)</b>
<b>Excess (Deficiency) Revenues</b>					
Over Expenditures	(\$38,941)	(\$14,720)	(\$14,720)	(\$6,151)	\$8,569
<b>Fund Balance, October 1</b>	<b>\$274,781</b>	<b>\$235,840</b>	<b>\$235,840</b>	<b>\$221,120</b>	<b>(\$14,720)</b>
<b>Fund Balance, September 30</b>	<b><u>\$235,840</u></b>	<b><u>\$221,120</u></b>	<b><u>\$221,120</u></b>	<b><u>\$214,969</u></b>	<b><u>(\$6,151)</u></b>

<b>City of Mesquite</b>
<b>Adopted Budget/Water and Sewer Revenue Reserve Fund</b>
<b>Fiscal Year 2014-15</b>

	Actual 2012-13	Adopted 2013-14	Amended 2013-14	Adopted 2014-15	Variance
<b>Revenues:</b>					
W&S Revenue Bond Sale Proceeds	\$0	\$900,000	\$270,000	\$270,000	\$0
<b>Total Revenues</b>	<b>\$0</b>	<b>\$900,000</b>	<b>\$270,000</b>	<b>\$270,000</b>	<b>\$0</b>
<b>Expenditures:</b>					
Transfer Out - Debt Service	\$0	\$0	\$0	\$0	\$0
<b>Total Expenditures</b>	<b>\$0</b>	<b>\$0</b>	<b>\$0</b>	<b>\$0</b>	<b>\$0</b>
<b>Excess (Deficiency) Revenues</b>					
Over Expenditures	\$0	\$900,000	\$270,000	\$270,000	\$0
<b>Fund Balance, October 1</b>	<b>\$0</b>	<b>\$0</b>	<b>\$0</b>	<b>\$270,000</b>	<b>\$270,000</b>
<b>Fund Balance, September 30</b>	<b>\$0</b>	<b>\$900,000</b>	<b>\$270,000</b>	<b>\$540,000</b>	<b>\$270,000</b>

<b>City of Mesquite</b>
<b>Adopted Budget/Drainage Utility District Revenue Reserve Fund</b>
<b>Fiscal Year 2014-15</b>

	Actual 2012-13	Adopted 2013-14	Amended 2013-14	Adopted 2014-15	Variance
<b>Revenues:</b>					
DUD Revenue Bond Sale Proceeds	\$0	\$0	\$0	\$0	\$0
<b>Total Revenues</b>	<b>\$0</b>	<b>\$0</b>	<b>\$0</b>	<b>\$0</b>	<b>\$0</b>
<b>Expenditures:</b>					
Transfer Out - DUD Operating	\$66,943	\$29,973	\$29,973	\$13,586	(\$16,387)
<b>Total Expenditures</b>	<b>\$66,943</b>	<b>\$29,973</b>	<b>\$29,973</b>	<b>\$13,586</b>	<b>(\$16,387)</b>
<b>Excess (Deficiency) Revenues</b>					
Over Expenditures	(\$66,943)	(\$29,973)	(\$29,973)	(\$13,586)	\$16,387
Fund Balance, October 1	\$515,129	\$448,186	\$448,186	\$418,213	(\$29,973)
Fund Balance, September 30	<u>\$448,186</u>	<u>\$418,213</u>	<u>\$418,213</u>	<u>\$404,627</u>	<u>(\$13,586)</u>

<b>City of Mesquite</b>
<b>Adopted Budget/Group Medical Insurance Fund</b>
<b>Fiscal Year 2014-15</b>

	Actual 2012-13	Adopted 2013-14	Amended 2013-14	Adopted 2014-15	Variance
<b>Revenues</b>					
Interest Income	\$2,766	\$2,000	\$1,000	\$800	(\$200)
Market Gain on Investments	(681)	0	0	0	0
Transfer In - General Fund	0	0	500,000	0	(500,000)
Employer Contributions	8,883,414	9,440,000	9,466,039	10,066,039	600,000
Employee Contributions	1,930,154	1,944,500	1,943,500	2,177,000	233,500
Life Insurance Premiums	78,427	77,000	77,000	77,000	0
Sup. Life Insurance Premiums	228,310	220,000	220,000	220,000	0
Dental Insurance Premiums	649,053	630,000	630,000	630,000	0
Long-term Disability Premiums	74,711	72,000	72,000	72,000	0
Health Insurance Surcharges	42,273	30,000	30,000	30,000	0
Critical Care Premiums	84,791	82,000	82,000	82,000	0
COBRA Medical Ins. Contributions	26,353	30,000	30,000	30,000	0
Health Clinic Copays	36,359	30,000	30,000	30,000	0
Health Clinic Pharmacy Copays	360,660	354,000	354,000	354,000	0
Retirees Medical Ins. Contributions	1,310,698	1,392,475	1,392,475	1,500,000	107,525
Health Claims Reimbursements	<u>270,710</u>	<u>144,000</u>	<u>144,000</u>	<u>169,000</u>	<u>25,000</u>
<b>Total Revenues</b>	<b>\$13,977,998</b>	<b>\$14,447,975</b>	<b>\$14,972,014</b>	<b>\$15,437,839</b>	<b>\$465,825</b>

<b>Expenditures</b>					
Health Claims - PPO Plan	\$6,371,164	\$6,700,000	\$7,770,000	\$7,065,000	(\$705,000)
ICMA Medical	1,900	3,200	3,200	1,900	(1,300)
Pharmaceutical Transfer	864,089	710,000	903,000	870,000	(33,000)
Health Clinic Pharmaceutical	1,927,227	2,100,000	2,100,000	2,100,000	0
Administrative Fee - Medical	484,964	470,000	470,000	490,000	20,000
Health Claims - HSA Plan	977,306	1,260,000	1,304,000	1,240,000	(64,000)
HSA Contributions	272,900	270,000	300,000	270,000	(30,000)
Health Clinic Operating	492,308	520,000	520,000	520,000	0
Stop Loss Coverage Premium	329,318	356,000	356,000	374,000	18,000
Medicare Supplement Premiums	807,060	840,000	840,000	885,360	45,360
Health Claims - Vision	70,137	72,000	72,000	0	(72,000)
Dental Premiums - Managed Care	71,818	70,500	70,500	70,500	0
Dental Premiums - Indemnity	583,322	580,000	580,000	580,000	0
Life Insurance Premiums	306,461	300,100	300,100	300,100	0
Reserve Funding Claims	13,800	0	0	0	0
Professional Services	60,093	75,000	75,000	75,000	0
Miscellaneous	18,875	17,500	17,500	17,650	150
Employee Assistance Program	26,802	26,500	26,500	26,500	0
Employee Wellness Program	32,536	125,145	125,145	145,270	20,125
Critical Care Premiums	84,790	74,000	74,000	74,000	0
Long-term Disability Premiums	<u>74,682</u>	<u>72,000</u>	<u>72,000</u>	<u>72,000</u>	<u>0</u>
<b>Total Expenditures</b>	<b>\$13,871,552</b>	<b>\$14,641,945</b>	<b>\$15,978,945</b>	<b>\$15,177,280</b>	<b>(\$801,665)</b>

<b>Excess (Deficiency) Revenues</b>					
Over Expenditures	\$106,446	(\$193,970)	(\$1,006,931)	\$260,559	\$1,267,490

Fund Balance, October 1	\$225,593	\$332,039	\$332,039	(\$674,892)	(\$1,006,931)
-------------------------	-----------	-----------	-----------	-------------	---------------

Fund Balance, September 30	<u>\$332,039</u>	<u>\$138,069</u>	<u>(\$674,892)</u>	<u>(\$414,333)</u>	<u>\$260,559</u>
----------------------------	------------------	------------------	--------------------	--------------------	------------------

<b>City of Mesquite</b>
<b>Adopted Budget/General Liability Insurance Fund</b>
<b>Fiscal Year 2014-15</b>

	Actual 2012-13	Adopted 2013-14	Amended 2013-14	Adopted 2014-15	Variance
<b>Revenues:</b>					
Interest Income	\$2,123	\$1,500	\$1,500	\$1,500	\$0
Market Gain on Investments	(563)	0	0	0	0
Transfer In - Water and Sewer Fund	1,385,100	1,405,000	1,405,000	1,405,000	0
Transfer In - General Fund	300,000	0	0	0	0
Workers' Compensation Contributions	581,086	881,846	883,294	923,578	40,284
Other Revenue	<u>22,763</u>	<u>25,000</u>	<u>25,000</u>	<u>25,000</u>	<u>0</u>
<b>Total Revenues</b>	<b>\$2,290,509</b>	<b>\$2,313,346</b>	<b>\$2,314,794</b>	<b>\$2,355,078</b>	<b>\$40,284</b>

<b>Expenditures:</b>					
Personal Services	\$259,233	\$290,030	\$295,000	\$317,436	\$22,436
Legal Services/Court Costs	231,247	250,000	175,000	200,000	25,000
Consulting Services	9,163	10,000	10,000	10,000	0
Insurance Premiums	612,703	600,000	650,000	650,000	0
General Liability Claims	219,765	200,000	225,000	250,000	25,000
Reserve Funding Claims	(19,578)	0	0	0	0
Workers' Compensation Claims	719,004	750,000	725,000	725,000	0
Other Expenditures	<u>52,410</u>	<u>30,000</u>	<u>30,000</u>	<u>30,000</u>	<u>0</u>
<b>Total Expenditures</b>	<b>\$2,083,947</b>	<b>\$2,130,030</b>	<b>\$2,110,000</b>	<b>\$2,182,436</b>	<b>\$72,436</b>

<b>Excess (Deficiency) Revenues</b>					
Over Expenditures	\$206,562	\$183,316	\$204,794	\$172,642	(\$32,152)

Fund Balance, October 1	(\$137,277)	\$69,285	\$69,285	\$274,079	\$204,794
-------------------------	-------------	----------	----------	-----------	-----------

Fund Balance, September 30	<u>\$69,285</u>	<u>\$252,601</u>	<u>\$274,079</u>	<u>\$446,721</u>	<u>\$172,642</u>
----------------------------	-----------------	------------------	------------------	------------------	------------------

<b>City of Mesquite</b>
<b>Adopted Budget/Hotel Occupancy Tax Fund</b>
<b>Fiscal Year 2014-15</b>

	Actual 2012-13	Adopted 2013-14	Amended 2013-14	Adopted 2014-15	Variance
<b>Revenues:</b>					
Interest Income	\$298	\$200	\$200	\$200	\$0
Market Gain on Investments	(61)	0	0	0	0
Hotel Occupancy Tax	<u>1,040,185</u>	<u>975,000</u>	<u>1,100,000</u>	<u>1,125,000</u>	<u>25,000</u>
<b>Total Revenues</b>	<b>\$1,040,422</b>	<b>\$975,200</b>	<b>\$1,100,200</b>	<b>\$1,125,200</b>	<b>\$25,000</b>

<b>Expenditures:</b>					
Convention and Visitors Bureau	\$359,063	\$425,830	\$480,000	\$488,000	\$8,000
Mesquite Arts Council, Inc.	115,977	106,457	120,000	122,000	2,000
Historic Mesquite, Inc.	115,977	106,457	120,000	122,000	2,000
Keep Mesquite Beautiful, Inc.	22,000	22,000	22,000	22,000	0
Other Expenditures	122,818	141,456	151,456	178,200	26,744
Transfer Out - Debt Service	58,000	58,000	58,000	0	(58,000)
Transfer Out - Conference Center	0	0	0	58,000	58,000
Conference Center Marketing	<u>114,172</u>	<u>115,000</u>	<u>130,000</u>	<u>135,000</u>	<u>5,000</u>
<b>Total Expenditures</b>	<b>\$908,007</b>	<b>\$975,200</b>	<b>\$1,081,456</b>	<b>\$1,125,200</b>	<b>\$43,744</b>

<b>Excess (Deficiency) Revenues</b>					
Over Expenditures	\$132,415	\$0	\$18,744	\$0	(\$18,744)

Fund Balance, October 1	\$51,765	\$184,180	\$184,180	\$202,924	\$18,744
-------------------------	----------	-----------	-----------	-----------	----------

Fund Balance, September 30	<u>\$184,180</u>	<u>\$184,180</u>	<u>\$202,924</u>	<u>\$202,924</u>	<u>\$0</u>
----------------------------	------------------	------------------	------------------	------------------	------------

<b>City of Mesquite</b>
<b>Adopted Budget/Confiscated Seizure Fund</b>
<b>Fiscal Year 2014-15</b>

	Actual 2012-13	Adopted 2013-14	Amended 2013-14	Adopted 2014-15	Variance
<b>Revenues:</b>					
Interest Income	\$9,214	\$10,000	\$6,500	\$6,000	(\$500)
Market Gain on Investments	(2,413)	0	0	0	0
Auction Revenue	108,016	0	0	0	0
Court Awarded Proceeds	897,324	750,000	750,000	750,000	0
<b>Total Revenues</b>	<b>\$1,012,141</b>	<b>\$760,000</b>	<b>\$756,500</b>	<b>\$756,000</b>	<b>(\$500)</b>

<b>Expenditures:</b>					
Supplies	\$192,698	\$90,000	\$389,527	\$91,000	(\$298,527)
Contractual	84,529	127,800	128,900	126,800	(2,100)
Capital Outlay	754,828	0	96,380	0	(96,380)
<b>Total Expenditures</b>	<b>\$1,032,055</b>	<b>\$217,800</b>	<b>\$614,807</b>	<b>\$217,800</b>	<b>(\$397,007)</b>

<b>Excess (Deficiency) Revenues</b>					
Over Expenditures	(\$19,914)	\$542,200	\$141,693	\$538,200	\$396,507

Fund Balance, October 1	\$5,023,032	\$5,003,118	\$5,003,118	\$5,144,811	\$141,693
-------------------------	-------------	-------------	-------------	-------------	-----------

Fund Balance, September 30	<u>\$5,003,118</u>	<u>\$5,545,318</u>	<u>\$5,144,811</u>	<u>\$5,683,011</u>	<u>\$538,200</u>
----------------------------	--------------------	--------------------	--------------------	--------------------	------------------

<b>City of Mesquite</b>
<b>Adopted Budget/911 Service Fee Fund</b>
<b>Fiscal Year 2014-15</b>

	Actual 2012-13	Adopted 2013-14	Amended 2013-14	Adopted 2014-15	Variance
<b>Revenues:</b>					
911 Phone Charges	\$298,586	\$320,000	\$290,000	\$285,000	(\$5,000)
Wireless 911 Phone Charges	<u>667,012</u>	<u>680,000</u>	<u>675,000</u>	<u>680,000</u>	<u>5,000</u>
<b>Total Revenues</b>	<b>\$965,598</b>	<b>\$1,000,000</b>	<b>\$965,000</b>	<b>\$965,000</b>	<b>\$0</b>

<b>Expenditures:</b>					
Contractual Services	\$137,593	\$150,000	\$139,250	\$140,000	\$750
Capital Outlay	0	0	10,750	0	(10,750)
Transfer Out - General Fund	<u>840,000</u>	<u>840,000</u>	<u>830,000</u>	<u>830,000</u>	<u>0</u>
<b>Total Expenditures</b>	<b>\$977,593</b>	<b>\$990,000</b>	<b>\$980,000</b>	<b>\$970,000</b>	<b>(\$10,000)</b>

<b>Excess (Deficiency) Revenues</b>					
Over Expenditures	(\$11,995)	\$10,000	(\$15,000)	(\$5,000)	\$10,000

Fund Balance, October 1	\$156,276	\$144,281	\$144,281	\$129,281	(\$15,000)
-------------------------	-----------	-----------	-----------	-----------	------------

Fund Balance, September 30	<u>\$144,281</u>	<u>\$154,281</u>	<u>\$129,281</u>	<u>\$124,281</u>	<u>(\$5,000)</u>
----------------------------	------------------	------------------	------------------	------------------	------------------



**City of Mesquite**  
**Adopted Budget/Community Development Block Grant Program Fund**  
**Fiscal Year 2014-15**

	Actual 2012-13	Adopted 2013-14	Amended 2013-14	Adopted 2014-15	Variance
<b>Revenues</b>					
Intergovernmental-Entitlement	\$1,243,109	\$923,667	\$923,667	\$911,721	(\$11,946)
Other Revenues	0	100,000	52,849	0	(52,849)
<b>Total Revenues</b>	<b>\$1,243,109</b>	<b>\$1,023,667</b>	<b>\$976,516</b>	<b>\$911,721</b>	<b>(\$64,795)</b>

<b>Expenditures</b>					
<b>2014-15 Projects</b>					
Administration	\$0	\$0	\$0	\$79,294	\$79,294
Comprehensive Planning	0	0	0	103,046	103,046
Code Enforcement	0	0	0	195,094	195,094
Housing Rehabilitation	0	0	0	202,213	202,213
Problem Oriented Policing Program	0	0	0	96,719	96,719
Mission East Dallas County Health Ministries	0	0	0	9,000	9,000
New Beginnings Center	0	0	0	12,000	12,000
Mesquite Social Services	0	0	0	9,000	9,000
Sharing Life Outreach Program	0	0	0	9,000	9,000
Neighborhood Economic Development	0	0	0	30,000	30,000
Neighborhood Development Program	0	0	0	166,355	166,355
<b>Total 2014-15 Projects</b>	<b>\$0</b>	<b>\$0</b>	<b>\$0</b>	<b>\$911,721</b>	<b>\$911,721</b>

<b>Expenditures</b>					
<b>2013-14 Projects</b>					
Administration	\$0	\$81,980	\$81,980	\$0	(\$81,980)
Comprehensive Planning	0	101,753	101,753	0	(101,753)
Code Enforcement	0	168,191	168,191	0	(168,191)
Housing Rehabilitation	0	250,162	250,162	0	(250,162)
Problem Oriented Policing Program	0	96,719	96,719	0	(96,719)
Mission East Dallas County Health Ministries	0	5,000	5,000	0	(5,000)
New Beginnings Center	0	15,000	15,000	0	(15,000)
Mesquite Social Services	0	8,000	8,000	0	(8,000)
Sharing Life Outreach Program	0	8,000	8,000	0	(8,000)
Neighborhood Economic Development	0	30,000	30,000	0	(30,000)
Neighborhood Development Program	0	158,862	158,862	0	(158,862)
Neighborhood Stabilization Program	0	52,849	52,849	0	(52,849)
<b>Total 2013-14 Projects</b>	<b>\$0</b>	<b>\$976,516</b>	<b>\$976,516</b>	<b>\$0</b>	<b>(\$976,516)</b>

<b>Expenditures</b>					
<b>2012-13 Projects</b>					
Administration	\$77,640	\$0	\$0	\$0	\$0
Comprehensive Planning	71,186	0	0	0	0
Code Enforcement	183,814	0	0	0	0
Housing Rehabilitation	61,273	0	0	0	0
Problem Oriented Policing Program	96,719	0	0	0	0
Mission East Dallas County Health Ministries	2,500	0	0	0	0
New Beginnings Center	20,000	0	0	0	0
Mesquite Social Services	2,500	0	0	0	0
Sharing Life Outreach Program	2,500	0	0	0	0
Neighborhood Development Program	171,052	0	0	0	0
Neighborhood Stabilization Program	329,983	0	0	0	0
<b>Total 2012-13 Projects</b>	<b>\$1,019,167</b>	<b>\$0</b>	<b>\$0</b>	<b>\$0</b>	<b>\$0</b>

<b>Total Expenditures - All Program Years</b>	<b>\$1,019,167</b>	<b>\$976,516</b>	<b>\$976,516</b>	<b>\$911,721</b>	<b>(\$64,795)</b>
---	--------------------	------------------	------------------	------------------	-------------------

<b>Excess (Deficiency) Revenues</b>					
Over Expenditures	\$223,942	\$47,151	\$0	\$0	\$0

Fund Balance, October 1	\$77,740	\$301,682	\$301,682	\$301,682	\$0
-------------------------	----------	-----------	-----------	-----------	-----

Fund Balance, September 30	\$301,682	\$348,833	\$301,682	\$301,682	\$0
----------------------------	-----------	-----------	-----------	-----------	-----

<b>City of Mesquite</b>
<b>Adopted Budget/Housing Choice Voucher Program Fund</b>
<b>Fiscal Year 2014-15</b>

	Actual 2012-13	Adopted 2013-14	Amended 2013-14	Adopted 2014-15	Variance
<b>Revenues</b>					
Interest Income	\$818	\$1,000	\$600	\$600	\$0
Market Gain on Investments	(278)	0	0	0	0
Intergovernmental - Section 8 Voucher	<u>11,611,911</u>	<u>10,600,428</u>	<u>11,472,111</u>	<u>11,589,303</u>	<u>117,192</u>
<b>Total Revenues</b>	<b>\$11,612,451</b>	<b>\$10,601,428</b>	<b>\$11,472,711</b>	<b>\$11,589,903</b>	<b>\$117,192</b>
<b>Expenditures</b>					
Housing Choice Voucher Program	\$11,722,209	\$11,577,325	\$11,411,018	\$11,430,641	\$19,623
Transfer Out - General Fund	<u>150,000</u>	<u>150,000</u>	<u>150,000</u>	<u>150,000</u>	<u>0</u>
<b>Total Expenditures</b>	<b>\$11,872,209</b>	<b>\$11,727,325</b>	<b>\$11,561,018</b>	<b>\$11,580,641</b>	<b>\$19,623</b>
<b>Excess (Deficiency) Revenues</b>					
Over Expenditures	(\$259,758)	(\$1,125,897)	(\$88,307)	\$9,262	\$97,569
Fund Balance, October 1	\$1,362,409	\$1,102,651	\$1,102,651	\$1,014,344	(\$88,307)
Fund Balance, September 30	<u>\$1,102,651</u>	<u>(\$23,246)</u>	<u>\$1,014,344</u>	<u>\$1,023,606</u>	<u>\$9,262</u>

<b>City of Mesquite</b>					
<b>Adopted Budget/Public, Educational and Government Access Fund</b>					
<b>Fiscal Year 2014-15</b>					

	Actual 2012-13	Adopted 2013-14	Amended 2013-14	Adopted 2014-15	Variance
<b>Revenues:</b>					
Interest Income	\$152	\$0	\$200	\$200	\$0
Cable TV PEG Fees	<u>327,495</u>	<u>265,000</u>	<u>208,460</u>	<u>272,000</u>	<u>63,540</u>
<b>Total Revenues</b>	<b>\$327,647</b>	<b>\$265,000</b>	<b>\$208,660</b>	<b>\$272,200</b>	<b>\$63,540</b>

<b>Expenditures:</b>					
Contractual Services	\$72,000	\$80,000	\$80,000	\$52,000	(\$28,000)
Capital Outlay	19,590	50,000	90,000	25,000	(65,000)
<b>Total Expenditures</b>	<b>\$91,590</b>	<b>\$130,000</b>	<b>\$170,000</b>	<b>\$77,000</b>	<b>(\$93,000)</b>

<b>Excess (Deficiency) Revenues</b>					
Over Expenditures	\$236,057	\$135,000	\$38,660	\$195,200	\$156,540

<b>Fund Balance, October 1</b>	<b>\$164,133</b>	<b>\$400,190</b>	<b>\$400,190</b>	<b>\$438,850</b>	<b>\$38,660</b>
--------------------------------	------------------	------------------	------------------	------------------	-----------------

<b>Fund Balance, September 30</b>	<b><u>\$400,190</u></b>	<b><u>\$535,190</u></b>	<b><u>\$438,850</u></b>	<b><u>\$634,050</u></b>	<b><u>\$195,200</u></b>
-----------------------------------	-------------------------	-------------------------	-------------------------	-------------------------	-------------------------

<b>City of Mesquite</b>
<b>Adopted Budget/Mesquite Quality of Life Corporation Fund</b>
<b>Fiscal Year 2014-15</b>

	Actual 2012-13	Adopted 2013-14	Amended 2013-14	Adopted 2014-15	Variance
<b>Revenues:</b>					
Interest Income	\$8,508	\$10,000	\$7,000	\$8,000	\$1,000
Market Gain on Investments	(2,078)	0	0	0	0
Contributions	110,717	0	14,158	0	(14,158)
Grants	104,957	162,000	2,617,157	165,000	(2,452,157)
Revenue Bond Proceeds	0	2,000,000	0	0	0
Special Use Sales Tax	9,624,251	9,480,000	9,900,000	9,983,000	83,000
<b>Total Revenues</b>	<b>\$9,846,355</b>	<b>\$11,652,000</b>	<b>\$12,538,315</b>	<b>\$10,156,000</b>	<b>(\$2,382,315)</b>

<b>Expenditures</b>					
Transportation Improvements	\$626,439	\$3,378,000	\$6,038,603	\$1,990,000	(\$4,048,603)
Public Safety Improvements	188,413	193,000	732,612	32,000	(700,612)
Parks and Recreation Improvements	9,566,958	8,122,000	11,169,220	7,555,000	(3,614,220)
Administration	50,000	100,000	100,000	150,000	50,000
Transfer Out - Debt Service	0	0	0	136,658	136,658
<b>Total Expenditures</b>	<b>\$10,431,810</b>	<b>\$11,793,000</b>	<b>\$18,040,435</b>	<b>\$9,863,658</b>	<b>(\$4,128,174)</b>

<b>Excess (Deficiency) Revenues</b>					
Over Expenditures	(\$585,455)	(\$141,000)	(\$5,502,120)	\$292,342	\$1,745,859

Fund Balance, October 1	\$6,283,004	\$5,697,549	\$5,697,549	\$195,429	(\$5,502,120)
-------------------------	-------------	-------------	-------------	-----------	---------------

Fund Balance, September 30	\$5,697,549	\$5,556,549	\$195,429	\$487,771	(\$3,756,261)
----------------------------	-------------	-------------	-----------	-----------	---------------

<b>City of Mesquite</b>
<b>Adopted Budget/Municipal Court Technology Fund</b>
<b>Fiscal Year 2014-15</b>

	Actual 2012-13	Adopted 2013-14	Amended 2013-14	Adopted 2014-15	Variance
<b>Revenues:</b>					
Interest Income	\$229	\$200	\$200	\$200	\$0
Market Gain on Investments	(179)	0	0	0	0
Municipal Court Technology Fee	<u>99,504</u>	<u>90,000</u>	<u>90,000</u>	<u>90,000</u>	<u>0</u>
<b>Total Revenues</b>	<b>\$99,554</b>	<b>\$90,200</b>	<b>\$90,200</b>	<b>\$90,200</b>	<b>\$0</b>

<b>Expenditures:</b>					
Contractual Services	\$43,035	\$51,525	\$71,025	\$73,825	\$2,800
Capital Outlay	2,734	13,055	13,055	0	(13,055)
<b>Total Expenditures</b>	<b><u>\$45,769</u></b>	<b><u>\$64,580</u></b>	<b><u>\$84,080</u></b>	<b><u>\$73,825</u></b>	<b><u>(\$10,255)</u></b>

<b>Excess (Deficiency) Revenues</b>					
Over Expenditures	\$53,785	\$25,620	\$6,120	\$16,375	\$10,255

<b>Fund Balance, October 1</b>	\$114,252	\$168,037	\$168,037	\$174,157	\$6,120
--------------------------------	-----------	-----------	-----------	-----------	---------

<b>Fund Balance, September 30</b>	<b><u>\$168,037</u></b>	<b><u>\$193,657</u></b>	<b><u>\$174,157</u></b>	<b><u>\$190,532</u></b>	<b><u>\$16,375</u></b>
-----------------------------------	-------------------------	-------------------------	-------------------------	-------------------------	------------------------

<b>City of Mesquite</b>
<b>Adopted Budget/Capital Project Reserve Fund</b>
<b>Fiscal Year 2014-15</b>

	Actual 2012-13	Adopted 2013-14	Amended 2013-14	Adopted 2014-15	Variance
<b>Revenues</b>					
Transfer In - General Fund	\$600,000	\$0	\$0	\$0	\$0
Transfer In - Capital Projects	329,035	348,234	362,297	347,842	(14,455)
Other Revenue	127,781	60,000	392,921	60,000	(332,921)
Interest Income	0	1,500	3,500	2,000	(1,500)
Market Gain on Investments	(706)	0	500	0	(500)
<b>Total Revenues</b>	<b>\$1,056,110</b>	<b>\$409,734</b>	<b>\$759,218</b>	<b>\$409,842</b>	<b>(\$349,376)</b>

<b>Expenditures</b>					
Transfer Out - Debt Service	\$450,000	\$550,000	\$550,000	\$880,000	\$330,000
Transfer Out - Airport Operating Fund	150,000	76,887	76,887	0	(76,887)
Property Demolition	22,000	0	0	0	0
Air Traffic Control Tower	188,827	0	0	0	0
Hudson Property Acquisition	0	0	12,500	400,000	387,500
Miscellaneous Airport Improvement	189,988	0	0	0	0
Developer Participation - Camelot	189,035	218,234	222,297	207,842	(14,455)
Communications Tower	47,697	0	175,628	0	(175,628)
<b>Total Expenditures</b>	<b>\$1,237,547</b>	<b>\$845,121</b>	<b>\$1,037,312</b>	<b>\$1,487,842</b>	<b>\$450,530</b>

<b>Excess (Deficiency) Revenues</b>					
Over Expenditures	(\$181,437)	(\$435,387)	(\$278,094)	(\$1,078,000)	(\$799,906)

<b>Fund Balance, October 1</b>	<b>\$2,080,153</b>	<b>\$1,898,716</b>	<b>\$1,898,716</b>	<b>\$1,620,622</b>	<b>(\$278,094)</b>
--------------------------------	--------------------	--------------------	--------------------	--------------------	--------------------

<b>Fund Balance, September 30</b>	<b>\$1,898,716</b>	<b>\$1,463,329</b>	<b>\$1,620,622</b>	<b>\$542,622</b>	<b>(\$1,078,000)</b>
-----------------------------------	--------------------	--------------------	--------------------	------------------	----------------------

<b>City of Mesquite</b>
<b>Adopted Budget/Rodeo City Tax Increment Financing District Fund</b>
<b>Fiscal Year 2014-15</b>

	Actual 2012-13	Adopted 2013-14	Amended 2013-14	Adopted 2014-15	Variance
<b>Revenues</b>					
City of Mesquite	\$68,536	\$70,592	\$72,007	\$74,167	\$2,160
Mesquite Independent School District	<u>188,730</u>	<u>194,392</u>	<u>198,288</u>	<u>204,237</u>	<u>5,949</u>
<b>Total Revenues</b>	<b>\$257,266</b>	<b>\$264,984</b>	<b>\$270,295</b>	<b>\$278,404</b>	<b>\$8,109</b>

<b>Expenditures</b>					
Contractual Services	\$58,231	\$46,750	\$38,000	\$60,562	\$22,562
Transfer Out - Capital Projects Reserve Fund	<u>199,035</u>	<u>218,234</u>	<u>232,297</u>	<u>217,842</u>	<u>(14,455)</u>
<b>Total Expenditures</b>	<b>\$257,266</b>	<b>\$264,984</b>	<b>\$270,297</b>	<b>\$278,404</b>	<b>\$8,107</b>

<b>Excess (Deficiency) Revenues</b>					
Over Expenditures	\$0	\$0	(\$2)	\$0	\$2

Fund Balance, October 1	\$2	\$2	\$2	\$0	(\$2)
-------------------------	-----	-----	-----	-----	-------

Fund Balance, September 30	<u>\$2</u>	<u>\$2</u>	<u>\$0</u>	<u>\$0</u>	<u>\$0</u>
----------------------------	------------	------------	------------	------------	------------

<b>City of Mesquite</b>
<b>Adopted Budget/Towne Centre Tax Increment Financing District Fund</b>
<b>Fiscal Year 2014-15</b>

	Actual 2012-13	Adopted 2013-14	Amended 2013-14	Adopted 2014-15	Variance
<b>Revenues:</b>					
City of Mesquite	\$733,963	\$752,312	\$877,779	\$899,723	\$21,944
Mesquite Independent School District	<u>2,021,150</u>	<u>2,171,346</u>	<u>2,417,183</u>	<u>2,477,613</u>	60,430
<b>Total Revenues</b>	<b>\$2,755,113</b>	<b>\$2,923,658</b>	<b>\$3,294,962</b>	<b>\$3,377,336</b>	<b>\$82,374</b>

<b>Expenditures:</b>					
Contractual Services	\$709,143	\$1,064,242	\$1,316,105	\$634,588	(\$681,517)
Capital Outlay	445,683	900,000	4,991,743	2,095,000	(2,896,743)
Debt Service - LBJ Project	601,798	601,798	601,798	601,798	0
Transfer Out - Capital Projects Reserve	<u>130,000</u>	<u>130,000</u>	<u>130,000</u>	<u>130,000</u>	0
<b>Total Expenditures</b>	<b>\$1,886,624</b>	<b>\$2,696,040</b>	<b>\$7,039,646</b>	<b>\$3,461,386</b>	<b>(\$3,578,260)</b>

<b>Excess (Deficiency) Revenues</b>					
Over Expenditures	\$868,489	\$227,618	(\$3,744,684)	(\$84,050)	\$3,660,634

<b>Fund Balance, October 1</b>	<b>\$3,961,142</b>	<b>\$4,829,631</b>	<b>\$4,829,631</b>	<b>\$1,084,947</b>	<b>(\$3,744,684)</b>
--------------------------------	--------------------	--------------------	--------------------	--------------------	----------------------

<b>Fund Balance, September 30</b>	<b><u>\$4,829,631</u></b>	<b><u>\$5,057,249</u></b>	<b><u>\$1,084,947</u></b>	<b><u>\$1,000,897</u></b>	<b><u>(\$84,050)</u></b>
-----------------------------------	---------------------------	---------------------------	---------------------------	---------------------------	--------------------------



<b>City of Mesquite</b>
<b>Adopted Budget/Impact Fee Fund</b>
<b>Fiscal Year 2014-15</b>

	Actual 2012-13	Adopted 2013-14	Amended 2013-14	Adopted 2014-15	Variance
<b>Revenues</b>					
Contributions - Roadway Impact Fees	\$205,650	\$250,000	\$250,000	\$300,000	\$50,000
Interest Income	346	300	300	300	0
<b>Total Revenues</b>	<b>\$205,996</b>	<b>\$250,300</b>	<b>\$250,300</b>	<b>\$300,300</b>	<b>\$50,000</b>
<b>Expenditures</b>					
Transfer Out - Debt Service	<u>\$200,019</u>	<u>\$225,000</u>	<u>\$225,000</u>	<u>\$350,000</u>	<u>\$125,000</u>
<b>Total Expenditures</b>	<b>\$200,019</b>	<b>\$225,000</b>	<b>\$225,000</b>	<b>\$350,000</b>	<b>\$125,000</b>
<b>Excess (Deficiency) Revenues</b>					
Over Expenditures	\$5,977	\$25,300	\$25,300	(\$49,700)	(\$75,000)
<b>Fund Balance, October 1</b>	<b>\$96,703</b>	<b>\$102,680</b>	<b>\$102,680</b>	<b>\$127,980</b>	<b>\$25,300</b>
<b>Fund Balance, September 30</b>	<b>\$102,680</b>	<b>\$127,980</b>	<b>\$127,980</b>	<b>\$78,280</b>	<b>(\$49,700)</b>

<b>City of Mesquite</b>
<b>Adopted Budget/Conference Center Capital Replacement Reserve Fund</b>
<b>Fiscal Year 2014-15</b>

	Actual 2012-13	Adopted 2013-14	Amended 2013-14	Adopted 2014-15	Variance
<b>Revenues</b>					
Room Rental Proceeds	\$117,450	\$120,975	\$126,343	\$130,100	\$3,757
Interest Income	356	300	300	300	0
Transfer - In Hotel Occupancy Tax Fund	0	0	0	58,000	58,000
<b>Total Revenues</b>	<b>\$117,806</b>	<b>\$121,275</b>	<b>\$126,643</b>	<b>\$188,400</b>	<b>\$61,757</b>
<b>Expenditures</b>					
Contractual Services	\$4,095	\$50,000	\$50,000	\$45,000	(\$5,000)
Capital Outlay	176,481	75,000	75,000	85,000	10,000
<b>Total Expenditures</b>	<b>\$180,576</b>	<b>\$125,000</b>	<b>\$125,000</b>	<b>\$130,000</b>	<b>\$5,000</b>
<b>Excess (Deficiency) Revenues</b>					
Over Expenditures	(\$62,770)	(\$3,725)	\$1,643	\$58,400	\$56,757
<b>Fund Balance, October 1</b>	<b>\$83,807</b>	<b>\$21,037</b>	<b>\$21,037</b>	<b>\$22,680</b>	<b>\$1,643</b>
<b>Fund Balance, September 30</b>	<b>\$21,037</b>	<b>\$17,312</b>	<b>\$22,680</b>	<b>\$81,080</b>	<b>\$58,400</b>