

AN ORDINANCE OF THE CITY OF MESQUITE, TEXAS, RATIFYING THE INCREASE OF PROPERTY TAX REVENUE REFLECTED IN THE FISCAL YEAR 2013-14 BUDGET FOR SAID PERIOD; PROVIDING A REPEALER CLAUSE; PROVIDING A SEVERABILITY CLAUSE; AND DECLARING AN EMERGENCY.

NOW, THEREFORE, BE IT ORDAINED BY THE CITY COUNCIL OF THE CITY OF MESQUITE, TEXAS:

SECTION 1. That the budget of the City of Mesquite for the fiscal year beginning October 1, 2013, and ending September 30, 2014, a true and correct copy of which is attached hereto as Exhibit "A" and made a part hereof for all purposes (the "Fiscal Year 2013-14 Budget"), has been adopted and approved by the City Council of the City of Mesquite.

SECTION 2. That the Fiscal Year 2013-14 Budget will require raising more revenue from property taxes than in the previous year.

SECTION 3. That the increase of property tax revenue from the previous year as reflected in the Fiscal Year 2013-14 Budget is hereby ratified.


SECTION 4. That the said Fiscal Year 2013-14 Budget is attached hereto and shall be made a part of this ordinance the same as if copied in full herein.

SECTION 5. That all ordinances or portions thereof in conflict with the provisions of this ordinance, to the extent of such conflict, are hereby repealed. To the extent that such ordinances or portions thereof are not in conflict herewith, the same shall remain in full force and effect.


SECTION 6. That should any word, sentence, clause, paragraph or provision of this ordinance be held to be invalid or unconstitutional, the validity of the remaining provisions of this ordinance shall not be affected and shall remain in full force and effect.

SECTION 7. That the necessity for ratifying the increase of property tax revenue from the previous year as reflected in the Fiscal Year 2013-14 Budget, as required by the laws of the State of Texas, creates an urgency and emergency and requires that this ordinance shall take effect immediately from and after its passage.


DULY PASSED AND APPROVED by the City Council of the City of Mesquite, Texas, on the 16th day of September, 2013.



John Monaco
Mayor

ATTEST:


Sonja Land
City Secretary

APPROVED:


B. J. Smith
City Attorney

EXHIBIT "A"

FISCAL YEAR 2013-14 BUDGET



Proposed Budget Fiscal Year 2013-14

This budget will raise more total property taxes than last year's budget by \$120,000 (0.34%), and of that amount \$101,210 is tax revenue to be raised from new property added to the tax roll this year.

The above statement is required by Section 102.005(b), Local Government Code as amended by HB 3195 of the 80th Texas Legislature.

City of Mesquite
Adopted Budget/Combined Summary
Fiscal Year 2013-14

Fund Type	Beginning			Ending
	Balances	Revenues/ Transfers In	Appropriations/ Transfers Out	Balances
	10/1/2013			9/30/2014
Operating Funds				
General Fund	\$17,048,819	\$97,259,155	\$97,248,802	\$17,059,172
Water and Sewer Fund	13,728,907	50,590,164	50,926,421	13,392,650
Drainage Utility District Fund	425,195	2,764,673	2,782,153	407,715
Airport Fund	41,370	1,739,752	1,746,992	34,130
Total Operating Funds	\$31,244,291	\$152,353,744	\$152,704,368	\$30,893,667
Debt Service/Reserve Funds				
General Obligation Debt Service Fund	\$236,931	\$10,919,027	\$10,913,027	\$242,931
Water and Sewer Revenue Debt Service Fund	2,210,091	8,421,762	8,376,555	2,255,298
Water and Sewer Revenue Reserve Fund	0	900,000	0	900,000
Drainage Utility District Revenue Debt Service Fund	234,849	512,680	527,400	220,129
Drainage Utility District Revenue Reserve Fund	448,186	0	29,973	418,213
Total Debt Service/Reserve Funds	\$3,130,057	\$20,753,469	\$19,846,955	\$4,036,571
Internal Service Funds				
Group Medical Insurance Fund	\$778,243	\$14,447,975	\$14,641,945	\$584,273
General Liability Insurance Fund	161,983	2,313,346	2,130,030	345,299
Total Internal Service Funds	\$940,226	\$16,761,321	\$16,771,975	\$929,572
Special Revenue Funds				
Hotel Occupancy Tax Fund	\$91,645	\$975,200	\$975,200	\$91,645
Confiscated Seizure Fund	4,436,390	760,000	217,800	4,978,590
911 Service Fee Fund	166,276	1,000,000	990,000	176,276
Community Development Block Grant Program Fund	77,740	1,023,667	976,516	124,891
Section 8 Housing Choice Voucher Program Fund	1,415,633	10,601,428	11,727,325	289,736
Cable Television Community Access Fund	292,133	265,000	130,000	427,133
4B Quality of Life Corporation Fund	8,429,664	11,652,000	11,793,000	8,288,664
Municipal Court Technology Fund	148,658	90,200	64,580	174,278
Total Special Revenue Funds	\$15,058,139	\$26,367,495	\$26,874,421	\$14,551,213
Capital Project Funds				
Capital Project Reserve Fund	\$1,258,201	\$409,734	\$845,121	\$822,814
Rodeo City Tax Increment Financing District Fund	0	264,984	264,984	0
Towne Center Tax Increment Financing District Fund	1,109,765	2,923,658	2,696,040	1,337,383
Impact Fee Fund	97,004	250,300	225,000	122,304
Conference Center Capital Replacement Fund	5,389	121,275	125,000	1,664
Total Capital Project Funds	\$2,470,359	\$3,969,951	\$4,156,145	\$2,284,165
Less: Interfund Transfers		(\$28,822,881)	(\$28,822,881)	
Total All Funds	\$52,843,072	\$191,383,099	\$191,530,983	\$52,695,188

City of Mesquite
Adopted Budget/General Fund
Fiscal Year 2013-14

	Actual 2011-12	Adopted 2012-13	Amended 2012-13	Adopted 2013-14	Variance
Revenues:					
General Property Taxes	\$35,827,628	\$35,045,000	\$35,010,000	\$35,130,000	\$120,000
Gross Receipts Taxes	7,507,354	7,722,500	7,544,000	7,901,000	357,000
City Sales Taxes	27,440,269	26,871,000	28,475,000	28,637,000	162,000
Licenses and Permits	1,086,202	1,142,000	1,163,000	1,276,000	113,000
Fines and Forfeitures	3,327,581	3,203,500	3,550,000	3,600,000	50,000
Interest Income	65,390	70,000	45,000	50,000	5,000
Charges for Current Service	12,901,826	13,221,250	12,717,000	13,395,000	678,000
Other Revenues	1,126,200	1,142,800	1,161,200	1,144,700	(16,500)
Intergovernmental Revenues	437,604	615,000	638,421	560,455	(77,966)
Transfers In	7,892,847	8,390,000	7,895,000	5,565,000	(2,330,000)
Total Revenues	\$97,612,901	\$97,423,050	\$98,198,621	\$97,259,155	(\$939,466)

Operating Expenditures:					
General Government	\$9,642,208	\$9,686,294	\$9,830,868	\$9,873,833	\$42,965
Housing and Community Services	1,658,643	1,945,050	1,977,875	1,886,366	(91,509)
Fire Service	22,830,152	22,810,000	23,250,217	23,542,681	292,464
Police Service	30,031,841	30,063,206	29,928,817	30,177,360	248,543
Public Works	12,586,094	12,638,818	12,569,060	11,301,515	(1,267,545)
Community Development	2,816,723	2,771,893	2,673,409	2,776,816	103,407
Library Services	1,925,131	1,995,825	1,953,512	1,958,793	5,281
Parks and Recreation	4,157,912	2,811,185	2,543,479	3,535,933	992,454
Other Expenditures	2,383,746	3,453,000	3,761,083	2,856,000	(905,083)
Transfers Out	9,559,288	9,225,362	9,700,000	9,339,505	(360,495)
Total Expenditures	\$97,591,738	\$97,400,633	\$98,188,320	\$97,248,802	(\$939,518)

Excess (Deficiency) Revenues					
Over Expenditures	\$21,163	\$22,417	\$10,301	\$10,353	\$52

Fund Balance, October 1	\$17,017,355	\$17,038,518	\$17,038,518	\$17,048,819	\$10,301
-------------------------	--------------	--------------	--------------	--------------	----------

Fund Balance, September 30	\$17,038,518	\$17,060,935	\$17,048,819	\$17,059,172	\$10,353
----------------------------	--------------	--------------	--------------	--------------	----------

Expenditures as % of Fund Balance	17.46%	17.52%	17.36%	17.54%	
-----------------------------------	--------	--------	--------	--------	--

City of Mesquite
Adopted General Fund Revenues
Fiscal Year 2013-14

Revenue Source	Actual 2011-12	Adopted 2012-13	Amended 2012-13	Adopted 2013-14	Variance
General Property Tax					
Current Taxes	\$35,170,291	\$34,280,000	\$34,350,000	\$34,490,000	\$140,000
Delinquent Taxes	316,384	380,000	315,000	300,000	(15,000)
Interest and Penalties	340,953	385,000	345,000	340,000	(5,000)
Total General Property Tax	\$35,827,628	\$35,045,000	\$35,010,000	\$35,130,000	\$120,000

Gross Receipts					
Electrical	\$4,138,926	\$4,225,000	\$4,100,000	\$4,125,000	\$25,000
Gas	844,513	1,030,000	850,000	850,000	0
Telephone	526,288	545,000	545,000	550,000	5,000
Cable TV	1,264,508	1,175,000	1,300,000	1,325,000	25,000
Bingo	34,071	33,000	35,000	35,000	0
Commercial Sanitation	698,048	713,000	713,000	1,015,000	302,000
Taxi Franchise	1,000	1,500	1,000	1,000	0
Total Gross Receipts	\$7,507,354	\$7,722,500	\$7,544,000	\$7,901,000	\$357,000

Sales Tax					
General Sales Tax	\$27,267,580	\$26,700,000	\$28,300,000	\$28,442,000	\$142,000
Mixed Beverage Sales Tax	172,689	171,000	175,000	195,000	20,000
Total Sales Tax	\$27,440,269	\$26,871,000	\$28,475,000	\$28,637,000	\$162,000

Licenses and Permits					
Building Permits	\$236,631	\$275,000	\$275,000	\$350,000	\$75,000
Electrical Permits	25,795	25,000	25,000	30,000	5,000
Plumbing Permits	79,445	80,000	70,000	80,000	10,000
Health Permits	151,690	155,000	155,000	155,000	0
Mechanical Permits	25,525	30,000	30,000	30,000	0
Sign Permits	48,850	50,000	50,000	50,000	0
Inspection Fees	15,695	20,000	20,000	25,000	5,000
Food Handlers and Manager Fees	52,675	60,000	60,000	60,000	0
Liquid Waste Permits	8,420	9,000	9,000	9,000	0
Apartment Licenses	129,010	131,000	129,000	127,000	(2,000)
Plan Review Fees	35,204	35,000	55,000	55,000	0
Dog Licenses	5,214	4,000	5,500	5,500	0
Other Miscellaneous Licenses	4,267	2,500	2,500	2,500	0
Certificate of Occupancy	44,825	35,000	35,000	50,000	15,000
Contractor Registration	126,440	135,000	135,000	140,000	5,000
Fire Sprinkler Permits	8,884	10,000	10,000	10,000	0
Miscellaneous Fire Permits	10,770	10,000	10,000	10,000	0
Police Alarm Permits	44,927	45,000	55,000	55,000	0
Public Pool Operator Permit	18,070	20,000	18,000	18,000	0
Other Miscellaneous Permits	13,865	10,500	14,000	14,000	0
Total Licenses and Permits	\$1,086,202	\$1,142,000	\$1,163,000	\$1,276,000	\$113,000

City of Mesquite
Adopted General Fund Revenues
Fiscal Year 2013-14

Revenue Source	Actual 2011-12	Adopted 2012-13	Amended 2012-13	Adopted 2013-14	Variance
Fines and Forfeitures					
Traffic Fines	\$2,680,920	\$2,600,000	\$2,900,000	\$2,950,000	\$50,000
Criminal Fines	297,866	300,000	300,000	300,000	0
City Ordinances	81,206	75,000	75,000	75,000	0
Arrest Fee	107,625	90,000	110,000	110,000	0
Child Safety Fee	8,296	8,500	10,000	10,000	0
Uniform Traffic Act Fee	46,828	40,000	50,000	50,000	0
Municipal Court Building Security	65,528	60,000	65,000	65,000	0
Court Time Payment Fee	39,312	30,000	40,000	40,000	0
Total Fines and Forfeitures	\$3,327,581	\$3,203,500	\$3,550,000	\$3,600,000	\$50,000

Interest Income					
Interest on Investments	\$66,358	\$70,000	\$45,000	\$50,000	\$5,000
Market Gain on Investments	(968)	0	0	0	0
Total Interest Income	\$65,390	\$70,000	\$45,000	\$50,000	\$5,000

Charges for Current Services					
MISD Tax Appropriations	\$298,493	\$300,000	\$300,000	\$300,000	\$0
Board of Adjustment Fees	4,500	5,000	5,000	5,000	0
Grass and Weed Charges	399,782	400,000	400,000	400,000	0
Amusement Fees	3,848	5,000	5,000	5,000	0
Compost Materials Charges	162,275	140,000	175,000	200,000	25,000
Other Miscellaneous Revenues	8,779	10,000	10,000	10,000	0
Public Health Program Charges	35,304	40,000	30,000	30,000	0
Animal Adoption Fee	88,905	94,000	100,000	100,000	0
Ambulance Fees	1,677,475	1,900,000	1,900,000	1,900,000	0
Pound Fees	22,385	25,000	25,000	25,000	0
Accident Reports	10,281	10,000	10,000	10,000	0
Miscellaneous Public Safety Revenues	147,955	123,000	140,000	140,000	0
False Alarm Fees	30,141	35,000	25,000	25,000	0
Abandoned Vehicle Notification	12,610	13,000	13,000	13,000	0
Waste Collection and Disposal	7,189,306	7,395,000	7,395,000	7,400,000	5,000
Public Works Inspection Fees	130,397	50,000	50,000	50,000	0
Engineering Development Fees	57,910	40,000	50,000	60,000	10,000
Library Fees	50,920	56,300	50,000	50,000	0
Photocopy Charges	19,126	17,000	20,000	20,000	0
MTED Transportation Fares	16,060	20,000	15,000	15,000	0
Pavilion Reservations	29,889	30,000	30,000	30,000	0
Reservations	204,169	186,000	200,000	200,000	0
Concessions	11,586	11,000	11,000	11,000	0
Registration Fees	88,360	95,000	95,000	95,000	0
Athletic Field Reservations	13,973	10,000	15,000	15,000	0
User Fees	133,306	120,000	110,000	110,000	0
Athletic Fees	120,718	143,000	143,000	143,000	0
Recreation Special Events	62,378	67,400	75,000	75,000	0
Day Camp Fees	30,214	45,000	45,000	45,000	0
Tennis Admissions and Reservations	28,714	25,000	30,000	30,000	0
Instructor Fees	515,564	530,000	530,000	530,000	0

City of Mesquite
Adopted General Fund Revenues
Fiscal Year 2013-14

Revenue Source	Actual	Adopted	Amended	Adopted	Variance
	2011-12	2012-13	2012-13	2013-14	
Tennis Shop Sales	\$10,431	\$10,000	\$10,000	\$10,000	\$0
Swimming Pool Charges	324,728	375,000	375,000	375,000	0
Tennis Lessons	7,435	10,000	7,000	7,000	0
Miscellaneous Charges for Services	11,127	10,550	11,000	11,000	0
Golf Course Fees	942,782	875,000	312,000	950,000	638,000
Total Charges for Current Services	\$12,901,826	\$13,221,250	\$12,717,000	\$13,395,000	\$678,000

Other Revenues					
Service Charges on Returned Checks	\$18,007	\$20,000	\$20,000	\$20,000	\$0
Auctions	397,370	325,000	325,000	325,000	0
Planning and Zoning Fees	35,980	45,000	45,000	50,000	5,000
Garbage Bags	81,875	100,000	85,000	85,000	0
Rent and Lease Income	88,058	88,800	91,200	94,700	3,500
Sale of Compost Material	103,166	110,000	100,000	150,000	50,000
Prior Year Expenditures	10,910	50,000	125,000	50,000	(75,000)
Recyclable Items Sale	63,737	90,000	50,000	50,000	0
Festival	283,454	280,000	280,000	280,000	0
Miscellaneous	24,534	14,000	20,000	20,000	0
Blue Bag Program	19,109	20,000	20,000	20,000	0
Total Other Revenues	\$1,126,200	\$1,142,800	\$1,161,200	\$1,144,700	(\$16,500)

Intergovernmental Revenues					
MTED State Grant	\$142,455	\$145,000	\$142,455	\$142,455	\$0
MTED Federal Grant	295,149	470,000	495,966	418,000	(77,966)
Total Intergovernmental Revenues	\$437,604	\$615,000	\$638,421	\$560,455	(\$77,966)

Transfers In					
Interest GO Bond Funds	\$21,847	\$20,000	\$25,000	\$25,000	\$0
Special Revenue Funds	991,000	990,000	990,000	990,000	0
Capital Projects Fund	2,330,000	2,330,000	2,330,000	0	(2,330,000)
Water and Sewer Fund	4,550,000	4,550,000	4,550,000	4,550,000	0
Capital Projects Reserve Fund	0	500,000	0	0	0
Total Transfers In	\$7,892,847	\$8,390,000	\$7,895,000	\$5,565,000	(\$2,330,000)

Total General Fund Revenues	\$97,612,901	\$97,423,050	\$98,198,621	\$97,259,155	(\$939,466)
------------------------------------	---------------------	---------------------	---------------------	---------------------	--------------------

City of Mesquite
Adopted General Fund Expenditures
Fiscal Year 2013-14

Governmental Activity	Actual 2011-12	Adopted 2012-13	Amended 2012-13	Adopted 2013-14	Variance
General Government					
City Council	\$116,539	\$120,788	\$120,712	\$113,668	(\$7,044)
City Manager	1,068,465	1,031,792	1,039,315	1,038,871	(444)
Economic Development	168,860	158,450	154,175	105,136	(49,039)
Communications and Marketing	214,836	201,673	254,424	251,166	(3,258)
Mesquite Arts Center	120,121	119,506	119,554	119,914	360
Building Services	2,260,027	2,239,201	2,384,752	2,417,296	32,544
City Secretary	391,751	366,009	358,525	366,230	7,705
City Attorney	749,458	782,816	780,661	849,924	69,263
Human Resources Administration	967,991	912,888	943,964	926,255	(17,709)
Risk Management	261,858	262,397	252,884	250,030	(2,854)
Finance Administration	495,392	518,882	523,303	497,787	(25,516)
Accounting	434,383	530,377	525,447	502,631	(22,816)
Purchasing	353,587	333,419	318,723	389,324	70,601
Warehouse	200,250	206,101	203,248	204,632	1,384
Transportation Pool	21,265	26,000	26,038	2,572	(23,466)
Printshop/Mailroom	220,203	228,848	223,068	239,340	16,272
Central Copy	111,239	125,055	112,947	141,423	28,476
Tax Office	692,542	633,661	629,869	622,320	(7,549)
Municipal Court	870,669	862,521	875,858	884,925	9,067
Information Technology	1,392,893	1,691,753	1,822,827	1,903,204	80,377
Telecommunications	179,752	212,510	211,086	214,539	3,453
Budget Office	155,479	154,998	104,400	69,880	(34,520)
LESS: Work Order Credits					
Risk Management Services	(295,000)	(262,397)	(252,884)	(250,030)	2,854
Information Technology	(1,426,469)	(1,691,753)	(1,822,827)	(1,903,204)	(80,377)
Central Copy	(78,018)	(72,076)	(72,076)	(78,000)	(5,924)
Transportation Pool	(5,865)	(7,125)	(7,125)	(6,000)	1,125
Total General Government	\$9,642,208	\$9,686,294	\$9,830,868	\$9,873,833	\$42,965

Housing and Community Services					
Administration	\$185,604	\$178,201	\$180,872	\$179,675	(\$1,197)
Animal Services	674,277	758,447	765,014	722,839	(42,175)
Public Health Clinic	97,420	104,935	104,135	91,639	(12,496)
MTED	659,911	858,114	882,652	847,610	(35,042)
Volunteer Services	41,431	45,353	45,202	44,603	(599)
Total Housing and Community Services	\$1,658,643	\$1,945,050	\$1,977,875	\$1,886,366	(\$91,509)

Fire Service					
Administration	\$1,212,021	\$982,032	\$1,145,688	\$1,107,273	(\$38,415)
Operations	18,400,860	19,010,285	18,987,842	19,637,096	649,254
Emergency Medical Services	1,317,214	1,061,575	1,132,034	1,054,793	(77,241)
Fire Prevention	1,268,925	1,262,099	1,136,187	1,160,033	23,846
Training	454,202	292,858	700,082	383,366	(316,716)
Emergency Management	176,930	201,151	148,384	200,120	51,736
Total Fire Service	\$22,830,152	\$22,810,000	\$23,250,217	\$23,542,681	\$292,464

City of Mesquite
Adopted General Fund Expenditures
Fiscal Year 2013-14

Governmental Activity	Actual 2011-12	Adopted 2012-13	Amended 2012-13	Adopted 2013-14	Variance
Police Service					
Administration	\$945,232	\$961,228	\$961,171	\$926,448	(\$34,723)
Patrol and Traffic Division	15,279,472	15,185,179	15,041,647	15,129,432	87,785
Criminal Investigations	5,807,191	5,859,836	5,930,942	5,885,198	(45,744)
School Resource Officers	2,024,682	1,994,750	1,993,228	1,996,800	3,572
Technical Services	6,108,311	6,192,730	6,190,522	6,379,540	189,018
Staff Support Services	1,233,957	1,202,095	1,222,472	1,272,493	50,021
LESS: Work Order Credits					
Patrol and Traffic	(372,343)	(387,227)	(397,551)	(397,551)	0
Criminal Investigations	(18,681)	(5,000)	(17,000)	(22,000)	(5,000)
School Resource Officers	(975,980)	(940,385)	(996,614)	(993,000)	3,614
Total Police Service	\$30,031,841	\$30,063,206	\$29,928,817	\$30,177,360	\$248,543

Public Works					
Administration	\$255,103	\$255,196	\$286,648	\$238,421	(\$48,227)
Traffic Engineering	1,116,426	1,129,375	1,140,321	1,071,966	(68,355)
Street Lighting	1,224,488	1,305,659	1,304,922	1,296,846	(8,076)
Engineering	531,959	512,969	495,204	462,929	(32,275)
Solid Waste Collection	5,924,655	5,598,876	5,574,252	5,012,186	(562,066)
Compost Facility Operations	380,812	518,695	594,328	436,119	(158,209)
Street Maintenance	2,912,192	3,116,809	3,005,329	2,738,120	(267,209)
Equipment Services	5,303,132	5,119,468	5,196,714	5,208,736	12,022
LESS: Work Order Credits					
Traffic Engineering	(194,362)	(172,528)	(217,992)	(189,328)	28,664
Engineering	(713,734)	(641,800)	(640,765)	(614,480)	26,285
Street Maintenance	(16,701)	(2,000)	0	(50,000)	(50,000)
Equipment Services	(4,137,876)	(4,101,901)	(4,169,901)	(4,310,000)	(140,099)
Total Public Works	\$12,586,094	\$12,638,818	\$12,569,060	\$11,301,515	(\$1,267,545)

Community Development					
Administration	\$262,595	\$263,793	\$264,386	\$270,085	\$5,699
Building Inspection	967,023	981,786	951,822	932,888	(18,934)
Environmental Code	751,895	753,539	743,851	761,720	17,869
Licensing and Compliance	440,766	401,561	370,011	410,716	40,705
Repair and Demolition	4,300	0	0	0	0
Planning and Zoning	328,081	308,035	279,318	333,310	53,992
Historical Preservation	97,801	100,179	99,759	103,835	4,076
LESS: Work Order Credits					
Historical Preservation	(35,738)	(37,000)	(35,738)	(35,738)	0
Total Community Development	\$2,816,723	\$2,771,893	\$2,673,409	\$2,776,816	\$103,407

Library Services					
Administration	\$724,519	\$741,526	\$737,035	\$738,083	\$1,048
North Branch	571,056	589,885	556,700	571,847	15,147
Central Branch	629,556	664,414	659,777	648,863	(10,914)
Total Library Services	\$1,925,131	\$1,995,825	\$1,953,512	\$1,958,793	\$5,281

City of Mesquite
Adopted General Fund Expenditures
Fiscal Year 2013-14

Governmental Activity	Actual 2011-12	Adopted 2012-13	Amended 2012-13	Adopted 2013-14	Variance
Parks and Recreation					
Administration	\$565,786	\$570,593	\$572,135	\$569,884	(\$2,251)
Park Operations	3,210,105	3,074,489	3,136,339	3,199,403	63,064
Tennis Center	83,035	85,842	87,336	139,926	52,590
Golf Course	927,384	809,028	773,247	919,684	146,437
Recreation Administration	883,514	742,977	742,897	768,151	25,254
Festival	441,441	422,425	422,425	370,969	(51,456)
Special Events	80,005	72,500	93,218	72,500	(20,718)
Florence Community Center	195,973	182,080	182,968	184,329	1,361
Lakeside Activity Center	16,924	14,925	17,050	17,325	275
Shaw Gymnasium	49,354	51,456	48,473	43,406	(5,067)
Goodbar Activity Center	224,633	217,290	211,152	164,565	(46,587)
Athletic Programs	447,245	431,096	444,492	442,783	(1,709)
Evans Community Center	414,430	389,691	424,858	374,002	(50,856)
Scott Dunford Community Center	257,123	181,355	275,623	185,015	(90,608)
Westlake House	7,489	7,000	8,000	8,000	0
Rutherford Community Center	416,835	375,573	426,082	381,944	(44,138)
Day Camp	43,297	47,948	51,205	35,121	(16,084)
Thompson School Gymnasium	83,575	67,544	88,855	75,376	(13,479)
Achziger Program	47,029	39,621	41,071	39,925	(1,146)
City Lake Pool	175,502	194,095	184,089	177,221	(6,868)
Town East Pool	133,117	124,614	145,033	124,347	(20,686)
Vanston Pool	124,686	159,043	161,521	145,101	(16,420)
Marlins Swim Team	12,634	25,000	22,410	22,956	546
Total Parks and Recreation Expenditures	8,841,116	8,286,185	8,560,479	8,461,933	(98,546)
LESS: Work Order Credits					
Park Facilities and Operations - 4B	(4,623,364)	(5,390,000)	(5,953,000)	(4,862,000)	1,091,000
Town East Pool - MISD	(38,972)	(60,000)	(39,000)	(39,000)	0
Florence Community Center - MISD	(20,868)	(25,000)	(25,000)	(25,000)	0
Total Parks and Recreation	\$4,157,912	\$2,811,185	\$2,543,479	\$3,535,933	\$992,454

Other Expenditures					
Insurance	\$1,386,940	\$1,600,000	\$1,460,000	\$1,400,000	(\$60,000)
Reserves and Transfers	623,442	563,000	936,083	694,000	(242,083)
Public Safety Equipment	373,364	1,290,000	1,365,000	762,000	(603,000)
Total Other Expenditures	\$2,383,746	\$3,453,000	\$3,761,083	\$2,856,000	(\$905,083)

Other Financing Uses					
Transfer Out - General Liability Fund	\$0	\$0	\$300,000	\$0	(\$300,000)
Transfer Out - Capital Projects Reserve Fund	300,000	0	0	0	0
Transfer Out - Debt Service Fund	9,259,288	9,225,362	9,400,000	9,339,505	(60,495)
Total Other Financing Uses	\$9,559,288	\$9,225,362	\$9,700,000	\$9,339,505	(\$360,495)

Total General Fund Expenditures	\$97,591,738	\$97,400,633	\$98,188,320	\$97,248,802	(\$939,518)
--	---------------------	---------------------	---------------------	---------------------	--------------------

City of Mesquite
Adopted Budget/Water and Sewer Operating Fund
Fiscal Year 2013-14

	Actual 2011-12	Adopted 2012-13	Amended 2012-13	Adopted 2013-14	Variance
Revenues:					
Water Sales	\$23,882,326	\$26,739,278	\$26,700,000	\$28,300,000	\$1,600,000
Water Taps and Connections	7,709	20,000	10,000	10,000	0
Penalty Income	667,663	520,000	650,000	650,000	0
Collection/Charged off Bills	22,293	20,000	25,000	25,000	0
Sale of Bulk Water	495,086	300,000	500,000	500,000	0
Reconnect Fees	224,661	200,000	200,000	200,000	0
Sewer Service	17,695,688	18,446,706	18,445,000	19,550,000	1,105,000
Lower East Fork Sewer Line	1,151,110	1,232,164	1,232,164	1,232,164	0
Sewer Backflow Inspections	57,525	50,000	55,000	55,000	0
Utility Service Transfer	4,050	5,000	3,000	3,000	0
Interest Income	28,660	75,000	20,000	20,000	0
Market Gain on Investments	166	0	0	0	0
Miscellaneous	63,376	45,000	45,000	45,000	0
Total Revenues	\$44,300,313	\$47,653,148	\$47,885,164	\$50,590,164	\$2,705,000

Operating Expenditures:					
Administration	\$400,523	\$404,340	\$410,300	\$434,542	\$24,242
Water and Sewer Accounting	2,597,768	3,101,518	3,374,610	3,430,385	55,775
Water and Sewer Engineering	571,443	591,882	575,992	568,945	(7,047)
Water Production	12,955,963	15,634,149	15,622,680	16,994,950	1,372,270
Meter Services	1,056,127	1,096,621	1,086,034	1,145,487	59,453
Water Distribution	1,450,528	1,741,113	1,761,752	1,763,324	1,572
Wastewater Collection	1,632,554	1,478,598	1,501,705	1,795,616	293,911
Wastewater Treatment	6,051,337	6,667,320	6,663,320	7,291,076	627,756
NTMWD-East Fork Sewer Line	1,151,110	1,232,164	1,232,164	1,224,886	(7,278)
Reconstruction Crew	843,471	1,027,355	1,006,868	1,056,326	49,458
Other Expenditures	72,464	70,000	123,448	81,440	(42,008)
Transfer Out - Insurance	1,405,000	1,405,000	1,405,000	1,405,000	0
Transfer Out - General Fund	4,550,000	4,550,000	4,550,000	4,550,000	0
Transfer Out - Debt Service	8,396,604	8,751,848	8,736,371	8,854,444	118,073
Reserves	401,906	350,000	381,369	330,000	(51,369)
Total Expenditures	\$43,536,798	\$48,101,908	\$48,431,613	\$50,926,421	\$2,494,808

Excess (Deficiency) Revenues					
Over Expenditures	\$763,515	(\$448,760)	(\$546,449)	(\$336,257)	\$210,192

Working Capital, October 1	\$13,511,841	\$14,275,356	\$14,275,356	\$13,728,907	(\$546,449)
----------------------------	--------------	--------------	--------------	--------------	-------------

Working Capital, September 30	\$14,275,356	\$13,826,596	\$13,728,907	\$13,392,650	(\$336,257)
-------------------------------	--------------	--------------	--------------	--------------	-------------

City of Mesquite
Adopted Budget/Drainage Utility District Operating Fund
Fiscal Year 2013-14

	Actual 2011-12	Adopted 2012-13	Amended 2012-13	Adopted 2013-14	Variance
Revenues:					
Interest Income	\$2,791	\$1,000	\$1,800	\$1,200	(\$600)
Market Gain on Investments	(209)		0	0	0
Residential Drainage Fees	1,304,409	1,300,000	1,305,000	1,522,500	217,500
Commercial Drainage Fees	891,895	860,000	860,000	1,211,000	351,000
Other Revenues	0	0	0	0	0
Transfer In - DUD Revenue Reserve	<u>52,565</u>	<u>66,943</u>	<u>66,943</u>	<u>29,973</u>	<u>(36,970)</u>
Total Revenues	\$2,251,451	\$2,227,943	\$2,233,743	\$2,764,673	\$530,930

Expenditures					
TPDES Permit Program Operatons	\$491,840	\$498,842	\$497,758	\$533,088	\$35,330
Street Sweeping Program	472,320	196,277	210,353	192,067	(18,286)
Transfer Out - Debt Service	1,161,061	682,405	678,512	512,680	(165,832)
Transfer Out - DUD Capital Projects	<u>162,000</u>	<u>600,000</u>	<u>700,000</u>	<u>1,544,318</u>	<u>844,318</u>
Total Expenditures	\$2,287,221	\$1,977,524	\$2,086,623	\$2,782,153	\$695,530

Excess (Deficiency) Revenues					
Over Expenditures	(\$35,770)	\$250,419	\$147,120	(\$17,480)	(\$164,600)

Working Capital, October 1	\$313,845	\$278,075	\$278,075	\$425,195	\$147,120
----------------------------	-----------	-----------	-----------	-----------	-----------

Working Capital, September 30	<u>\$278,075</u>	<u>\$528,494</u>	<u>\$425,195</u>	<u>\$407,715</u>	<u>(\$17,480)</u>
-------------------------------	------------------	------------------	------------------	------------------	-------------------

City of Mesquite
Adopted Budget/Airport Operating Fund
Fiscal Year 2013-14

	Actual 2011-12	Adopted 2012-13	Amended 2012-13	Adopted 2013-14	Variance
Revenues:					
Hangar Rentals	\$436,314	\$495,838	\$495,838	\$493,182	(\$2,656)
Tie Downs	6,700	7,500	7,500	7,500	0
Fuel Sales	1,086,727	1,118,250	1,426,310	1,066,500	(359,810)
Oil Sales	6,018	6,000	3,056	4,500	1,444
Airport Charges for Services	0	150	0	0	0
Airport Lease Receipts	18,696	21,183	21,183	21,183	0
Airport Tenant Utility Receipts	4,398	5,000	5,000	5,000	0
Airport Pilot Supplies	9,143	20,000	8,838	15,000	6,162
Other Revenues	28,463	50,000	50,000	50,000	0
Transfer In - Capital Projects Reserve	0	76,887	150,000	76,887	(73,113)
Total Revenues	\$1,596,459	\$1,800,808	\$2,167,725	\$1,739,752	(\$427,973)
Operating Expenditures:					
Personal Services	\$263,615	\$379,924	\$343,886	\$386,855	\$42,969
Supplies	903,583	917,957	1,259,264	887,667	(371,597)
Contractual Services	268,048	269,371	279,446	261,766	(17,680)
Capital Outlay	4,891	25,000	25,480	10,900	(14,580)
Transfer Out - Debt Service	199,804	199,804	199,804	199,804	0
Total Expenditures	\$1,639,941	\$1,792,056	\$2,107,880	\$1,746,992	(\$360,888)
Excess (Deficiency) Revenues					
Over Expenditures	(\$43,482)	\$8,752	\$59,845	(\$7,240)	(\$67,085)
Working Capital, October 1	\$25,007	(\$18,475)	(\$18,475)	\$41,370	\$59,845
Working Capital, September 30	(\$18,475)	(\$9,723)	\$41,370	\$34,130	(\$7,240)

City of Mesquite
Adopted Budget/General Obligation Bond Debt Service Fund
Fiscal Year 2013-14

	Actual 2011-12	Adopted 2012-13	Amended 2012-13	Adopted 2013-14	Variance
Revenues:					
Transfer In - Hotel Occupancy Tax Fund	\$150,000	\$58,000	\$58,000	\$58,000	\$0
Transfer In - Impact Fee Fund	400,000	200,000	200,000	225,000	25,000
Transfer In - Capital Projects Reserve	425,000	450,000	450,000	550,000	100,000
Transfer In - Capital Projects	94,969	107,695	107,695	114,036	6,341
Transfer In - General Fund	9,259,288	9,225,362	9,400,000	9,339,505	(60,495)
Transfer In - Water and Sewer Fund	308,668	478,728	478,728	432,682	(46,046)
Transfer In - Airport Fund	199,804	199,804	199,804	199,804	0
Total Revenues	\$10,837,729	\$10,719,589	\$10,894,227	\$10,919,027	\$24,800
Expenditures:					
Principal	\$5,860,000	\$5,880,000	\$5,880,000	\$6,145,000	\$265,000
Interest	4,982,415	4,829,589	4,829,589	4,764,027	(65,562)
Fiscal Agent Fees	170	10,000	4,000	4,000	0
Total Expenditures	\$10,842,585	\$10,719,589	\$10,713,589	\$10,913,027	\$199,438
Excess (Deficiency) Revenues					
Over Expenditures	(\$4,856)	\$0	\$180,638	\$6,000	(\$174,638)
Fund Balance, October 1	\$61,149	\$56,293	\$56,293	\$236,931	\$180,638
Fund Balance, September 30	\$56,293	\$56,293	\$236,931	\$242,931	\$6,000

City of Mesquite
Adopted Budget/Water and Sewer Revenue Bond Debt Service Fund
Fiscal Year 2013-14

	Actual 2011-12	Adopted 2012-13	Amended 2012-13	Adopted 2013-14	Variance
Revenues:					
Transfer In - W&S Operating	\$8,087,936	\$8,273,120	\$8,257,643	\$8,421,762	\$164,119
Transfer In - W&S Capital Projects	<u>0</u>	<u>0</u>	<u>0</u>	<u>0</u>	<u>0</u>
Total Revenues	\$8,087,936	\$8,273,120	\$8,257,643	\$8,421,762	\$164,119

Expenditures:					
Principal	\$4,965,000	\$5,240,000	\$5,435,000	\$5,470,000	\$35,000
Interest	3,107,319	3,079,235	2,884,235	2,904,555	20,320
Fiscal Agent Fees	<u>(1,043)</u>	<u>4,500</u>	<u>2,000</u>	<u>2,000</u>	<u>0</u>
Total Expenditures	\$8,071,276	\$8,323,735	\$8,321,235	\$8,376,555	\$55,320

Excess (Deficiency) Revenues					
Over Expenditures	\$16,660	(\$50,615)	(\$63,592)	\$45,207	\$108,799

Fund Balance, October 1	\$2,257,023	\$2,273,683	\$2,273,683	\$2,210,091	(\$63,592)
-------------------------	-------------	-------------	-------------	-------------	------------

Fund Balance, September 30	<u>\$2,273,683</u>	<u>\$2,223,068</u>	<u>\$2,210,091</u>	<u>\$2,255,298</u>	<u>\$45,207</u>
----------------------------	--------------------	--------------------	--------------------	--------------------	-----------------

City of Mesquite
Adopted Budget/Water and Sewer Revenue Reserve Fund
Fiscal Year 2013-14

	Actual 2011-12	Adopted 2012-13	Amended 2012-13	Adopted 2013-14	Variance
Revenues:					
W&S Revenue Bond Sale Proceeds	\$0	\$0	\$0	\$900,000	\$900,000
Total Revenues	\$0	\$0	\$0	\$900,000	\$900,000
Expenditures:					
Transfer Out - Debt Service	\$0	\$0	\$0	\$0	\$0
Total Expenditures	\$0	\$0	\$0	\$0	\$0
Excess (Deficiency) Revenues					
Over Expenditures	\$0	\$0	\$0	\$900,000	\$900,000
Fund Balance, October 1	\$0	\$0	\$0	\$0	\$0
Fund Balance, September 30	<u>\$0</u>	<u>\$0</u>	<u>\$0</u>	<u>\$900,000</u>	<u>\$900,000</u>

City of Mesquite					
Adopted Budget/Drainage Utility District Revenue Bond Debt Service Fund					
Fiscal Year 2013-14					

	Actual 2011-12	Adopted 2012-13	Amended 2012-13	Adopted 2013-14	Variance
Revenues:					
Transfer In - DUD Operating Fund	\$1,161,061	\$682,405	\$678,512	\$512,680	(\$165,832)
Total Revenues	\$1,161,061	\$682,405	\$678,512	\$512,680	(\$165,832)
Expenditures:					
Principal	\$1,060,000	\$615,000	\$615,000	\$435,000	(\$180,000)
Interest	122,071	102,944	102,944	91,900	(11,044)
Fiscal Agent Fees	550	1,900	500	500	0
Total Expenditures	\$1,182,621	\$719,844	\$718,444	\$527,400	(\$191,044)
Excess (Deficiency) Revenues					
Over Expenditures	(\$21,560)	(\$37,439)	(\$39,932)	(\$14,720)	\$25,212
Fund Balance, October 1	\$296,341	\$274,781	\$274,781	\$234,849	(\$39,932)
Fund Balance, September 30	\$274,781	\$237,342	\$234,849	\$220,129	(\$14,720)

City of Mesquite
Adopted Budget/Drainage Utility District Revenue Reserve Fund
Fiscal Year 2013-14

	Actual 2011-12	Adopted 2012-13	Amended 2012-13	Adopted 2013-14	Variance
Revenues					
DUD Revenue Bond Sale Proceeds	\$0	\$0	\$0	\$0	\$0
Total Revenues	\$0	\$0	\$0	\$0	\$0
Expenditures					
Transfer Out - DUD Operating	\$52,565	\$66,943	\$66,943	\$29,973	(\$36,970)
Total Expenditures	\$52,565	\$66,943	\$66,943	\$29,973	(\$36,970)
Excess (Deficiency) Revenues					
Over Expenditures	(\$52,565)	(\$66,943)	(\$66,943)	(\$29,973)	\$36,970
Fund Balance, October 1	\$567,694	\$515,129	\$515,129	\$448,186	(\$66,943)
Fund Balance, September 30	<u>\$515,129</u>	<u>\$448,186</u>	<u>\$448,186</u>	<u>\$418,213</u>	<u>(\$29,973)</u>

City of Mesquite
Adopted Budget/Group Medical Insurance Fund
Fiscal Year 2013-14

	Actual 2011-12	Adopted 2012-13	Amended 2012-13	Adopted 2013-14	Variance
Revenues					
Interest Income	\$4,285	\$20,000	\$2,000	\$2,000	\$0
Market Gain on Investments	(166)	0	0	0	0
Employer Contributions	8,863,048	9,190,546	9,481,400	9,440,000	(41,400)
Employee Contributions	2,029,529	1,997,400	1,944,500	1,944,500	0
Life Insurance Premiums	78,684	183,531	77,000	77,000	0
Sup. Life Insurance Premiums	214,569	186,668	220,000	220,000	0
Dental Insurance Premiums	622,562	605,767	630,000	630,000	0
Long-term Disability Premiums	70,532	83,821	72,000	72,000	0
Health Insurance Surcharges	33,246	14,704	30,000	30,000	0
Critical Care Premiums	75,892	82,030	82,000	82,000	0
COBRA Medical Ins. Contributions	35,968	19,864	30,000	30,000	0
Prior Year Expenditures	15,401	15,939	0	0	0
Health Clinic Copays	33,018	30,210	30,000	30,000	0
Health Clinic Pharmacy Copays	350,917	353,732	354,000	354,000	0
Retirees Medical Ins. Contributions	1,259,838	1,275,000	1,338,950	1,392,475	53,525
Health Claims Reimbursements	1,987	23,721	294,000	144,000	(150,000)
Total Revenues	\$13,689,310	\$14,082,933	\$14,585,850	\$14,447,975	(\$137,875)

Expenditures					
Health Claims - PPO Plan	\$5,938,128	\$7,973,345	\$6,498,000	\$6,700,000	\$202,000
ICMA Medical	1,900	3,200	3,200	3,200	0
Pharmaceutical Transfer	604,194	621,128	605,000	710,000	105,000
Health Clinic Pharmaceutical	1,979,500	2,180,209	2,009,000	2,100,000	91,000
Administrative Fee - Medical	469,585	400,700	470,000	470,000	0
Health Claims - HSA Plan	1,560,774	219,525	1,200,000	1,260,000	60,000
HSA Contributions	226,775	0	270,000	270,000	0
Health Clinic Operating	442,745	464,074	492,000	520,000	28,000
Stop Loss Coverage Premium	316,025	347,888	348,000	356,000	8,000
Medicare Supplement Premiums	667,997	726,949	798,000	840,000	42,000
Health Claims - HMO Plan	(8,270)	0	0	0	0
Health Claims - Vision	65,457	72,227	72,000	72,000	0
Dental Premiums - Managed Care	32,438	69,381	69,000	70,500	1,500
Dental Premiums - Indemnity	522,779	557,625	558,000	580,000	22,000
Life Insurance Premiums	293,247	291,097	291,000	300,100	9,100
Reserve Funding Claims	74,300	0	0	0	0
Professional Services	117,871	60,530	60,500	75,000	14,500
Miscellaneous	7,536	61,216	61,200	17,500	(43,700)
Employee Assistance Program	28,792	27,537	27,500	26,500	(1,000)
Employee Wellness Program	35,185	60,000	60,000	125,145	65,145
Critical Care Premiums	75,900	74,299	74,300	74,000	(300)
Long-term Disability Premiums	70,515	66,522	66,500	72,000	5,500
Total Expenditures	\$13,523,373	\$14,277,452	\$14,033,200	\$14,641,945	\$608,745

Excess (Deficiency) Revenues					
Over Expenditures	\$165,937	(\$194,519)	\$552,650	(\$193,970)	(\$746,620)
Fund Balance, October 1	\$59,656	\$225,593	\$225,593	\$778,243	\$552,650
Fund Balance, September 30	\$225,593	\$31,074	\$778,243	\$584,273	(\$193,970)

City of Mesquite
Adopted Budget/General Liability Insurance Fund
Fiscal Year 2013-14

	Actual 2011-12	Adopted 2012-13	Amended 2012-13	Adopted 2013-14	Variance
Revenues:					
Interest Income	\$3,077	\$1,500	\$1,500	\$1,500	\$0
Market Gain on Investments	(25)	0	0	0	0
Transfer In - Water and Sewer Fund	1,405,000	1,400,000	1,405,000	1,405,000	0
Transfer In - General Fund	0	0	300,000	0	(300,000)
Workers' Compensation Contributions	570,845	600,000	586,000	881,846	295,846
Other Revenue	31,177	110,000	22,760	25,000	2,240
Total Revenues	\$2,010,074	\$2,111,500	\$2,315,260	\$2,313,346	(\$1,914)

Expenditures:					
Personal Services	\$328,134	\$310,000	\$228,366	\$290,030	\$61,664
Legal Services/Court Costs	406,570	250,000	250,000	250,000	0
Consulting Services	9,996	20,000	10,000	10,000	0
Insurance Premiums	593,772	550,000	600,000	600,000	0
General Liability Claims	219,479	300,000	200,000	200,000	0
Reserve Funding Claims	355,646	0	0	0	0
Workers' Compensation Claims	671,408	500,000	700,000	750,000	50,000
Other Expenditures	37,749	25,000	27,634	30,000	2,366
Total Expenditures	\$2,622,754	\$1,955,000	\$2,016,000	\$2,130,030	\$114,030

Excess (Deficiency) Revenues					
Over Expenditures	(\$612,680)	\$156,500	\$299,260	\$183,316	(\$115,944)

Fund Balance, October 1	\$475,403	(\$137,277)	(\$137,277)	\$161,983	\$299,260
-------------------------	-----------	-------------	-------------	-----------	-----------

Fund Balance, September 30	(\$137,277)	\$19,223	\$161,983	\$345,299	\$183,316
----------------------------	-------------	----------	-----------	-----------	-----------

City of Mesquite
Adopted Budget/Hotel Occupancy Tax Fund
Fiscal Year 2013-14

	Actual 2011-12	Adopted 2012-13	Amended 2012-13	Adopted 2013-14	Variance
Revenues					
Interest Income	\$342	\$300	\$180	\$200	\$20
Market Gain on Investments	(10)	0	0	0	0
Hotel Occupancy Tax	<u>910,427</u>	<u>940,000</u>	<u>940,000</u>	<u>975,000</u>	<u>35,000</u>
Total Revenues	\$910,759	\$940,300	\$940,180	\$975,200	\$35,020

Expenditures					
Convention and Visitors Bureau	\$395,360	\$411,600	\$411,600	\$425,830	\$14,230
Arts Council	96,514	102,900	102,900	106,457	3,557
Historical Commission	96,514	102,900	102,900	106,457	3,557
Keep Mesquite Beautiful	22,000	22,000	22,000	22,000	0
City of Mesquite	72,026	132,900	92,900	141,456	48,556
Transfer Out - Debt Service	150,000	58,000	58,000	58,000	0
Contractual Obligation/Hotel and Conference Center	<u>128,416</u>	<u>110,000</u>	<u>110,000</u>	<u>115,000</u>	<u>5,000</u>
Total Expenditures	\$960,830	\$940,300	\$900,300	\$975,200	\$74,900

Excess (Deficiency) Revenues					
Over Expenditures	(\$50,071)	\$0	\$39,880	\$0	(\$39,880)

Fund Balance, October 1	\$101,836	\$51,765	\$51,765	\$91,645	\$39,880
-------------------------	-----------	----------	----------	----------	----------

Fund Balance, September 30	<u>\$51,765</u>	<u>\$51,765</u>	<u>\$91,645</u>	<u>\$91,645</u>	<u>\$0</u>
----------------------------	-----------------	-----------------	-----------------	-----------------	------------

City of Mesquite
Adopted Budget/Confiscated Seizure Fund
Fiscal Year 2013-14

	Actual 2011-12	Adopted 2012-13	Amended 2012-13	Adopted 2013-14	Variance
Revenues:					
Interest Income	\$12,489	\$10,000	\$10,000	\$10,000	\$0
Market Gain on Investments	288	0	0	0	0
Auction Revenue	24,844	0	73,000	0	(73,000)
Court Awarded Proceeds	<u>1,107,335</u>	<u>750,000</u>	<u>750,000</u>	<u>750,000</u>	<u>0</u>
Total Revenues	\$1,144,956	\$760,000	\$833,000	\$760,000	(\$73,000)
Expenditures:					
Supplies	\$441,284	\$90,000	\$437,000	\$90,000	(347,000)
Contractual	99,224	127,800	129,150	127,800	(1,350)
Capital Outlay	<u>353,085</u>	<u>0</u>	<u>853,492</u>	<u>0</u>	<u>(853,492)</u>
Total Expenditures	\$893,593	\$217,800	\$1,419,642	\$217,800	(\$1,201,842)
Excess (Deficiency) Revenues					
Over Expenditures	\$251,363	\$542,200	(\$586,642)	\$542,200	\$1,128,842
Fund Balance, October 1	\$4,771,669	\$5,023,032	\$5,023,032	\$4,436,390	(\$586,642)
Fund Balance, September 30	<u>\$5,023,032</u>	<u>\$5,565,232</u>	<u>\$4,436,390</u>	<u>\$4,978,590</u>	<u>\$542,200</u>

City of Mesquite					
Adopted Budget/911 Service Fee Fund					
Fiscal Year 2013-14					

	Actual 2011-12	Adopted 2012-13	Amended 2012-13	Adopted 2013-14	Variance
Revenues:					
911 Phone Charges	\$320,737	\$320,000	\$325,000	\$320,000	(\$5,000)
Wireless 911 Phone Charges	670,667	655,000	675,000	680,000	5,000
Total Revenues	\$991,404	\$975,000	\$1,000,000	\$1,000,000	\$0

Expenditures:					
Contractual Services	\$150,939	\$140,000	\$150,000	\$150,000	\$0
Transfer Out - General Fund	840,000	840,000	840,000	840,000	0
Total Expenditures	\$990,939	\$980,000	\$990,000	\$990,000	\$0

Excess (Deficiency) Revenues					
Over Expenditures	\$465	(\$5,000)	\$10,000	\$10,000	\$0

Fund Balance, October 1	\$155,811	\$156,276	\$156,276	\$166,276	\$10,000
-------------------------	-----------	-----------	-----------	-----------	----------

Fund Balance, September 30	<u>\$156,276</u>	<u>\$151,276</u>	<u>\$166,276</u>	<u>\$176,276</u>	<u>\$10,000</u>
----------------------------	------------------	------------------	------------------	------------------	-----------------

City of Mesquite
Adopted Budget/Community Development Block Grant Program Fund
Fiscal Year 2013-14

	Actual 2011-12	Adopted 2012-13	Amended 2012-13	Adopted 2013-14	Variance
Revenues					
Intergovernmental-Entitlement	\$848,954	\$1,013,337	\$1,013,337	\$923,667	(\$89,670)
Other Revenues	204,976	85,020	85,020	100,000	14,980
Total Revenues	\$1,053,930	\$1,098,357	\$1,098,357	\$1,023,667	(\$74,690)

Expenditures					
2013-14 Projects					
Administration	\$0	\$0	\$0	\$81,980	\$81,980
Comprehensive Planning	0	0	0	101,753	101,753
Code Enforcement	0	0	0	168,191	168,191
Housing Rehabilitation	0	0	0	250,162	250,162
Problem Oriented Policing Program	0	0	0	96,719	96,719
Mission East Dallas County Health Ministries	0	0	0	5,000	5,000
New Beginnings Center	0	0	0	15,000	15,000
Mesquite Social Services	0	0	0	8,000	8,000
Sharing Life Outreach Program	0	0	0	8,000	8,000
Neighborhood Economic Development	0	0	0	30,000	30,000
Neighborhood Development Program	0	0	0	158,862	158,862
Neighborhood Stabilization Program	0	0	0	52,849	52,849
Total 2013-14 Projects	\$0	\$0	\$0	\$976,516	\$976,516

Expenditures					
2012-13 Projects					
Administration	\$0	\$81,060	\$81,060		(\$81,060)
Comprehensive Planning	0	84,566	84,566		(84,566)
Code Enforcement	0	190,600	190,600		(190,600)
Housing Rehabilitation	0	158,258	158,258		(158,258)
Problem Oriented Policing Program	0	96,719	96,719		(96,719)
Mission East Dallas County Health Ministries	0	2,500	2,500		(2,500)
New Beginnings Center	0	20,000	20,000		(20,000)
Mesquite Social Services	0	2,500	2,500		(2,500)
Truman Heights Infrastructure	0	0	0		0
Truman Heights Paint Program	0	0	0		0
Sharing Life Outreach Program	0	2,500	2,500		(2,500)
Juvenile Firesetter Intervention Program	0	0	0		0
Neighborhood Economic Development	0	185,209	185,209		(185,209)
Neighborhood Development Program	0	189,425	189,425		(189,425)
Neighborhood Stabilization Program	0	85,020	85,020		(85,020)
Total 2012-13 Projects	\$0	\$1,098,357	\$1,098,357	\$0	(\$1,098,357)

Expenditures					
2011-12 Projects					
Administration	\$70,431	\$0	\$0	\$0	\$0
Comprehensive Planning	63,807	0	0	0	0
Code Enforcement	173,212	0	0	0	0
Housing Rehabilitation	179,377	0	0	0	0
Problem Oriented Policing Program	97,492	0	0	0	0
Mission East Dallas County Health Ministries	2,500	0	0	0	0
New Beginnings Center	20,000	0	0	0	0
Mesquite Social Services	2,500	0	0	0	0
Truman Heights Infrastructure	63,393	0	0	0	0
Truman Heights Paint Program	5,000	0	0	0	0
Sharing Life Outreach Program	2,500	0	0	0	0
Juvenile Firesetter Intervention Program	0	0	0	0	0
Neighborhood Development Program	168,742	0	0	0	0
Neighborhood Stabilization Program	129,865	0	0	0	0
Total 2011-12 Projects	\$978,819	\$0	\$0	\$0	\$0

Total Expenditures - All Program Years	\$978,819	\$1,098,357	\$1,098,357	\$976,516	(\$121,841)
---	------------------	--------------------	--------------------	------------------	--------------------

Excess (Deficiency) Revenues					
Over Expenditures	\$75,111	\$0	\$0	\$47,151	\$47,151

Fund Balance, October 1	\$2,629	\$77,740	\$77,740	\$77,740	\$0
-------------------------	---------	----------	----------	----------	-----

Fund Balance, September 30	\$77,740	\$77,740	\$77,740	\$124,891	\$47,151
----------------------------	----------	----------	----------	-----------	----------

City of Mesquite					
Adopted Budget/Section 8 Housing Choice Voucher Program Fund					
Fiscal Year 2013-14					

	Actual 2011-12	Adopted 2012-13	Amended 2012-13	Adopted 2013-14	Variance
Revenues:					
Interest Income	\$1,092	\$2,000	\$1,500	\$1,000	(\$500)
Market Gain on Investments	(77)	0	0	0	0
Intergovernmental - Section 8 Voucher	12,149,120	11,836,548	11,836,548	10,600,428	(1,236,120)
Other	52,655	0	0	0	0
Total Revenues	\$12,202,790	\$11,838,548	\$11,838,048	\$10,601,428	(\$1,236,620)
Expenditures:					
Section 8 Voucher Program	\$12,406,053	\$11,634,824	\$11,634,824	\$11,577,325	(\$57,499)
Transfer Out - General Fund	151,000	150,000	150,000	150,000	0
Total Expenditures	\$12,557,053	\$11,784,824	\$11,784,824	\$11,727,325	(\$57,499)
Excess (Deficiency) Revenues					
Over Expenditures	(\$354,263)	\$53,724	\$53,224	(\$1,125,897)	(\$1,179,121)
Fund Balance, October 1	\$1,716,672	\$1,362,409	\$1,362,409	\$1,415,633	\$53,224
Fund Balance, September 30	\$1,362,409	\$1,416,133	\$1,415,633	\$289,736	(\$1,125,897)

City of Mesquite					
Adopted Budget/Public, Educational and Government Access Fund					
Fiscal Year 2013-14					

	Actual 2011-12	Adopted 2012-13	Amended 2012-13	Adopted 2013-14	Variance
Revenues:					
Cable TV PEG Fees	<u>\$253,035</u>	<u>\$250,000</u>	<u>\$260,000</u>	<u>\$265,000</u>	<u>\$5,000</u>
Total Revenues	<u>\$253,035</u>	<u>\$250,000</u>	<u>\$260,000</u>	<u>\$265,000</u>	<u>\$5,000</u>
Expenditures:					
Contractual Services	<u>\$238,000</u>	<u>\$72,000</u>	<u>\$72,000</u>	<u>\$80,000</u>	<u>\$8,000</u>
Capital Outlay	<u>108,659</u>	<u>50,000</u>	<u>60,000</u>	<u>50,000</u>	<u>(10,000)</u>
Total Expenditures	<u>\$346,659</u>	<u>\$122,000</u>	<u>\$132,000</u>	<u>\$130,000</u>	<u>(\$2,000)</u>
Excess (Deficiency) Revenues					
Over Expenditures	<u>(\$93,624)</u>	<u>\$128,000</u>	<u>\$128,000</u>	<u>\$135,000</u>	<u>\$7,000</u>
Fund Balance, October 1	<u>\$257,757</u>	<u>\$164,133</u>	<u>\$164,133</u>	<u>\$292,133</u>	<u>\$128,000</u>
Fund Balance, September 30	<u>\$164,133</u>	<u>\$292,133</u>	<u>\$292,133</u>	<u>\$427,133</u>	<u>\$135,000</u>

City of Mesquite
Adopted Budget/Mesquite Quality of Life Corporation Fund
Fiscal Year 2013-14

	Actual 2011-12	Adopted 2012-13	Amended 2012-13	Adopted 2013-14	Variance
Revenues					
Interest Income	\$8,314	\$10,000	\$10,000	\$10,000	\$0
Market Gain on Investments	697	0	0	0	0
Contributions	342,061	3,176,000	106,359	0	(106,359)
Grants	286,607	0	2,828,301	162,000	(2,666,301)
Revenue Bond Proceeds	0	0	0	2,000,000	2,000,000
Special Use Sales Tax	9,089,193	8,900,000	9,430,000	9,480,000	50,000
Total Revenues	\$9,726,872	\$12,086,000	\$12,374,660	\$11,652,000	(\$722,660)
Expenditures					
Transportation Improvements	\$892,777	\$883,000	\$1,233,000	\$3,378,000	\$2,145,000
Public Safety Improvements	0	805,000	805,000	193,000	(612,000)
Parks and Recreation Improvements	6,406,200	8,040,000	8,140,000	8,122,000	(18,000)
Administration	50,000	50,000	50,000	100,000	50,000
Total Expenditures	\$7,348,977	\$9,778,000	\$10,228,000	\$11,793,000	\$1,565,000
Excess (Deficiency) Revenues					
Over Expenditures	\$2,377,895	\$2,308,000	\$2,146,660	(\$141,000)	(\$2,287,660)
Fund Balance, October 1	\$3,905,109	\$6,283,004	\$6,283,004	\$8,429,664	\$2,146,660
Fund Balance, September 30	\$6,283,004	\$8,591,004	\$8,429,664	\$8,288,664	(\$141,000)

City of Mesquite
Adopted Budget/Municipal Court Technology Fund
Fiscal Year 2013-14

	Actual 2011-12	Adopted 2012-13	Amended 2012-13	Adopted 2013-14	Variance
Revenues:					
Interest Income	\$244	\$200	\$220	\$200	(\$20)
Market Gain on Investments	27	0	0	0	0
Municipal Court Technology Fee	<u>87,325</u>	<u>85,000</u>	<u>90,000</u>	<u>90,000</u>	<u>0</u>
Total Revenues	\$87,596	\$85,200	\$90,220	\$90,200	(\$20)
Expenditures:					
Contractual Services	\$51,525	\$53,148	\$53,080	\$51,525	(\$1,555)
Capital Outlay	<u>18,014</u>	<u>3,704</u>	<u>2,734</u>	<u>13,055</u>	<u>10,321</u>
Total Expenditures	\$69,539	\$56,852	\$55,814	\$64,580	\$8,766
Excess (Deficiency) Revenues					
Over Expenditures	\$18,057	\$28,348	\$34,406	\$25,620	(\$8,786)
Fund Balance, October 1	\$96,195	\$114,252	\$114,252	\$148,658	\$34,406
Fund Balance, September 30	<u>\$114,252</u>	<u>\$142,600</u>	<u>\$148,658</u>	<u>\$174,278</u>	<u>\$25,620</u>

City of Mesquite
Adopted Budget/Capital Project Reserve Fund
Fiscal Year 2013-14

	Actual 2011-12	Adopted 2012-13	Amended 2012-13	Adopted 2013-14	Variance
Revenues					
Transfer In - General Fund	\$300,000	\$0	\$0	\$0	\$0
Transfer In - Capital Projects	324,491	330,256	329,035	348,234	19,199
Other Revenue	2,008,882	0	90,000	60,000	(30,000)
Interest Income	3,451	857	2,000	1,500	(500)
Market Gain on Investments	640	0	0	0	0
Total Revenues	\$2,637,464	\$331,113	\$421,035	\$409,734	(\$11,301)
Expenditures					
Transfer Out - General Fund	\$0	\$500,000	\$0	\$0	\$0
Transfer Out - Debt Service	425,000	450,000	450,000	550,000	100,000
Transfer Out - Airport Operating Fund	0	76,887	150,000	76,887	(73,113)
Development Code Update	7,988	5,530	5,530	0	(5,530)
Property Demolition	2,000	0	22,000	0	(22,000)
Air Traffic Control Tower	539,839	91,462	185,737	0	(185,737)
Airport Business Plan	9,990	3,000	3,000	0	(3,000)
Miscellaneous Airport Improvement	8,410	30,000	189,988	0	(189,988)
Developer Participation - Camelot	184,491	190,256	189,035	218,234	29,199
Communications Tower	91,486	0	47,697	0	(47,697)
Total Expenditures	\$1,269,204	\$1,347,135	\$1,242,987	\$845,121	(\$397,866)
Excess (Deficiency) Revenues					
Over Expenditures	\$1,368,260	(\$1,016,022)	(\$821,952)	(\$435,387)	\$386,565
Fund Balance, October 1	\$711,893	\$2,080,153	\$2,080,153	\$1,258,201	(\$821,952)
Fund Balance, September 30	\$2,080,153	\$1,064,131	\$1,258,201	\$822,814	(\$435,387)

City of Mesquite					
Adopted Budget/Rodeo City Tax Increment Financing District Fund					
Fiscal Year 2013-14					

	Actual 2011-12	Adopted 2012-13	Amended 2012-13	Adopted 2013-14	Variance
Revenues					
City of Mesquite	\$66,953	\$68,962	\$68,536	\$70,592	\$2,056
Mesquite Independent School District	184,370	189,901	188,730	194,392	5,662
Total Revenues	\$251,323	\$258,863	\$257,266	\$264,984	\$7,718
Expenditures					
Contractual Services	\$56,832	\$58,607	\$58,231	\$46,750	(\$11,481)
Transfer Out - Capital Projects Reserve Fund	194,491	200,256	199,035	218,234	19,199
Total Expenditures	\$251,323	\$258,863	\$257,266	\$264,984	\$7,718
Excess (Deficiency) Revenues					
Over Expenditures	\$0	\$0	\$0	\$0	\$0
Fund Balance, October 1	\$0	\$0	\$0	\$0	\$0
Fund Balance, September 30	\$0	\$0	\$0	\$0	\$0

City of Mesquite
Adopted Budget/Towne Centre Tax Increment Financing District Fund
Fiscal Year 2013-14

	Actual 2011-12	Adopted 2012-13	Amended 2012-13	Adopted 2013-14	Variance
Revenues					
City of Mesquite	\$712,065	\$729,866	\$733,963	\$752,312	\$18,349
Mesquite Independent School District	<u>1,960,847</u>	<u>2,009,868</u>	<u>2,021,150</u>	<u>2,171,346</u>	<u>150,196</u>
Total Revenues	\$2,672,912	\$2,739,734	\$2,755,113	\$2,923,658	\$168,545
Expenditures					
Contractual Services	\$626,112	\$780,518	\$659,308	\$1,064,242	\$404,934
Capital Outlay	5,577,578	1,200,000	4,215,383	900,000	(3,315,383)
Debt Service - LBJ Project	601,798	601,798	601,798	601,798	0
Transfer Out - Capital Projects Reserve	<u>130,000</u>	<u>130,000</u>	<u>130,000</u>	<u>130,000</u>	<u>0</u>
Total Expenditures	\$6,935,488	\$2,712,316	\$5,606,489	\$2,696,040	(\$2,910,449)
Excess (Deficiency) Revenues					
Over Expenditures	(\$4,262,576)	\$27,418	(\$2,851,376)	\$227,618	\$3,078,994
Fund Balance, October 1	\$8,223,717	\$3,961,141	\$3,961,141	\$1,109,765	(\$2,851,376)
Fund Balance, September 30	<u>\$3,961,141</u>	<u>\$3,988,559</u>	<u>\$1,109,765</u>	<u>\$1,337,383</u>	<u>\$227,618</u>

City of Mesquite
Adopted Budget/Impact Fee Fund
Fiscal Year 2013-14

	Actual 2011-12	Adopted 2012-13	Amended 2012-13	Adopted 2013-14	Variance
Revenues					
Contributions - Roadway Impact Fees	\$205,265	\$200,000	\$200,000	\$250,000	\$50,000
Interest Income	1,028	500	300	300	0
Total Revenues	\$206,293	\$200,500	\$200,300	\$250,300	\$50,000
Expenditures					
Transfer Out - Debt Service	\$400,000	\$200,000	\$200,000	\$225,000	\$25,000
Total Expenditures	\$400,000	\$200,000	\$200,000	\$225,000	\$25,000
Excess (Deficiency) Revenues					
Over Expenditures	(\$193,707)	\$500	\$300	\$25,300	\$25,000
Fund Balance, October 1	\$290,411	\$96,704	\$96,704	\$97,004	\$300
Fund Balance, September 30	<u>\$96,704</u>	<u>\$97,204</u>	<u>\$97,004</u>	<u>\$122,304</u>	<u>\$25,300</u>

City of Mesquite
Adopted Budget/Conference Center Capital Replacement Reserve Fund
Fiscal Year 2013-14

	Actual 2011-12	Adopted 2012-13	Amended 2012-13	Adopted 2013-14	Variance
Revenues					
Room Rental Proceeds	\$116,745	\$120,200	\$117,450	\$120,975	\$3,525
Interest Income	701	300	300	300	0
Total Revenues	\$117,446	\$120,500	\$117,750	\$121,275	\$3,525
Expenditures					
Contractual Services	\$117,371	\$0	\$0	\$50,000	\$50,000
Capital Outlay	128,646	130,000	196,168	75,000	(121,168)
Total Expenditures	\$246,017	\$130,000	\$196,168	\$125,000	(\$71,168)
Excess (Deficiency) Revenues					
Over Expenditures	(\$128,571)	(\$9,500)	(\$78,418)	(\$3,725)	\$74,693
Fund Balance, October 1	\$212,378	\$83,807	\$83,807	\$5,389	(\$78,418)
Fund Balance, September 30	\$83,807	\$74,307	\$5,389	\$1,664	(\$3,725)